



US 20220042046A1

(19) **United States**

(12) **Patent Application Publication**
KONG

(10) **Pub. No.: US 2022/0042046 A1**

(43) **Pub. Date: Feb. 10, 2022**

(54) **TUMOR-NAVIGATING,
SELF-ERADICATING, TRAIL-ARMED
SALMONELLA FOR PRECISION CANCER
THERAPY**

Publication Classification

(51) **Int. Cl.**
C12N 15/87 (2006.01)
A61K 35/74 (2006.01)
A61P 35/00 (2006.01)

(71) Applicant: **ARIZONA BOARD OF REGENTS
ON BEHALF OF ARIZONA STATE
UNIVERSITY**, Scottsdale, AZ (US)

(52) **U.S. Cl.**
CPC *C12N 15/87* (2013.01); *C12R 2001/42*
(2021.05); *A61P 35/00* (2018.01); *A61K 35/74*
(2013.01)

(72) Inventor: **Wei KONG**, Phoenix, AZ (US)

(21) Appl. No.: **17/433,222**

(22) PCT Filed: **Feb. 20, 2020**

(57) **ABSTRACT**

(86) PCT No.: **PCT/US2020/019111**

§ 371 (c)(1),

(2) Date: **Aug. 23, 2021**

Related U.S. Application Data

The present disclosure relates to genetically modified strains of *Salmonella*, engineered to be tumor navigating, self-eradicating, and armed with TRAIL to trigger tumor cell apoptosis. Also provided herein are methods of producing and methods of using such genetically modified *Salmonella* strains to treat cancer.

Specification includes a Sequence Listing.

(60) Provisional application No. 62/809,222, filed on Feb. 22, 2019.

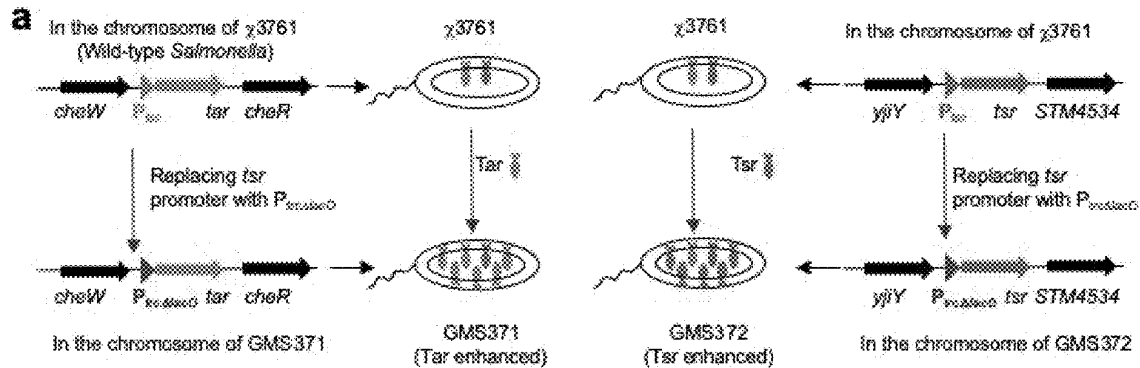
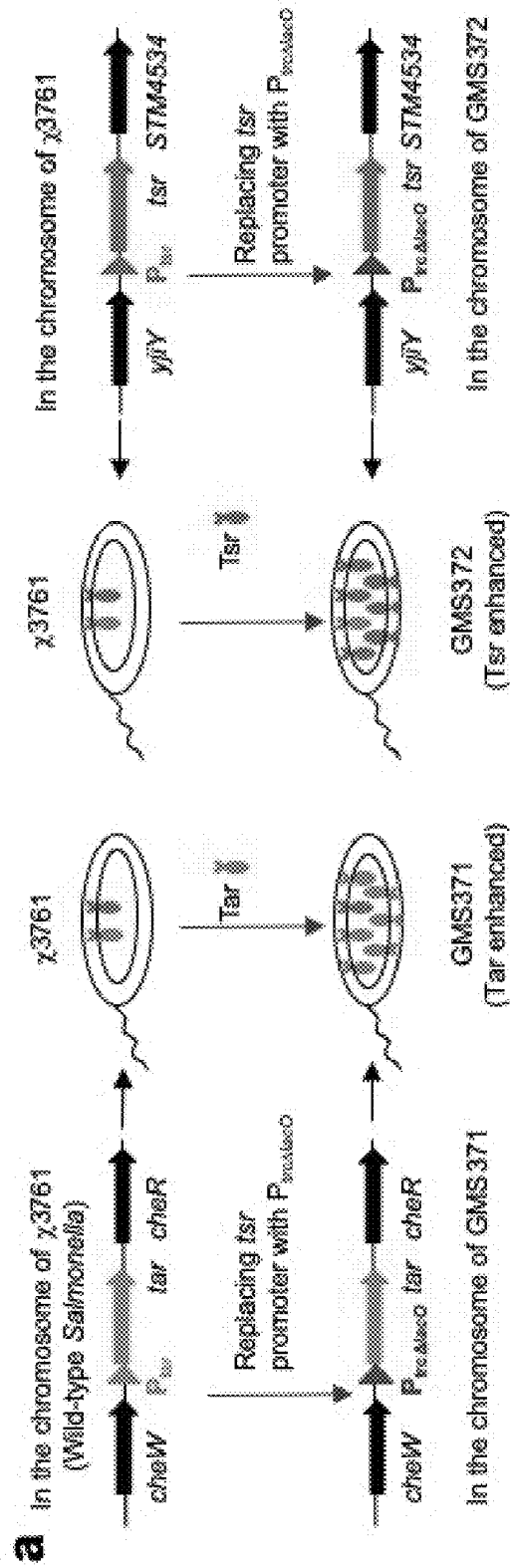
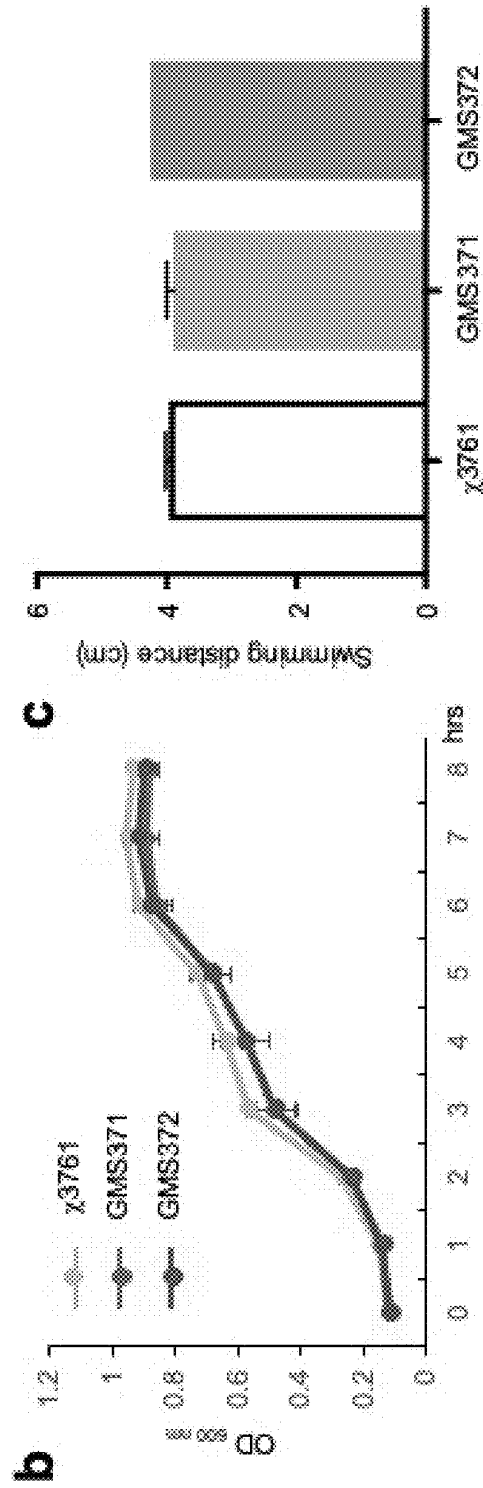
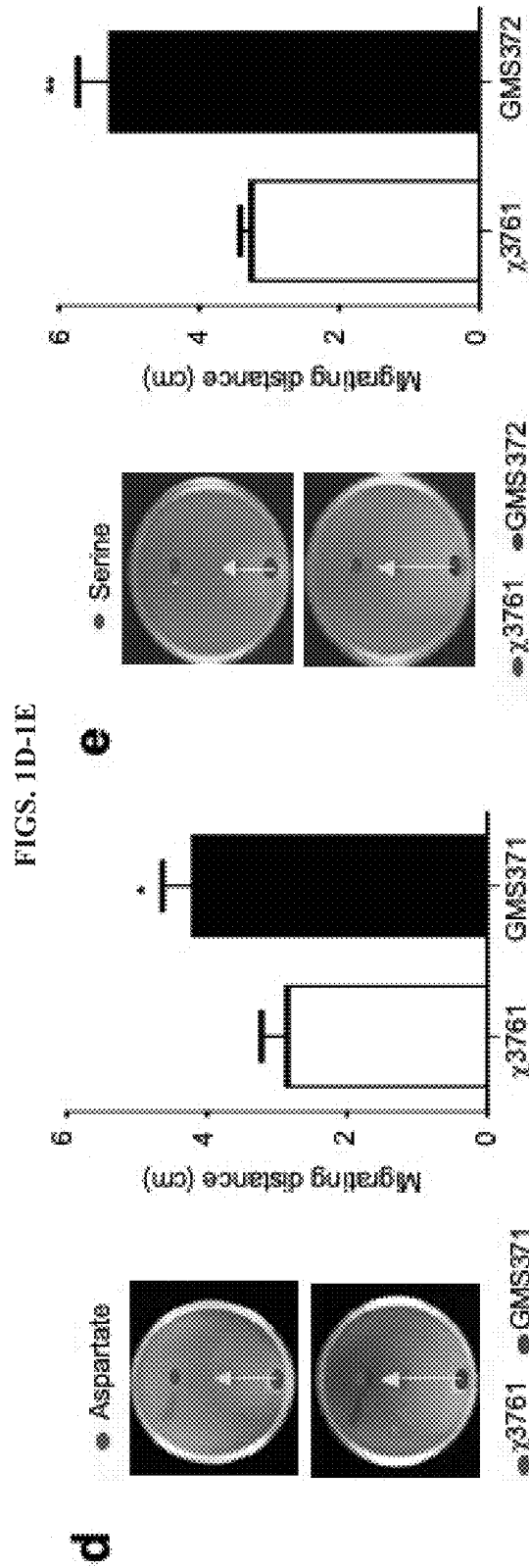


FIG. 1A



FIGS. 1B-1C





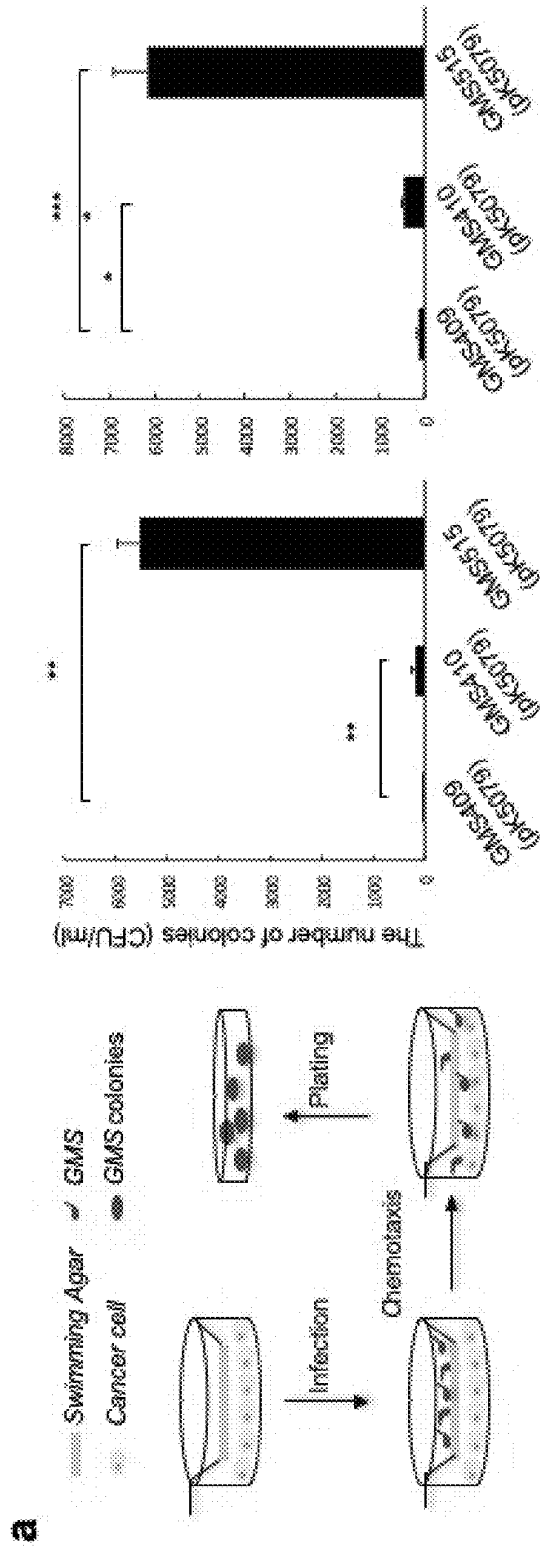


FIG. 2A

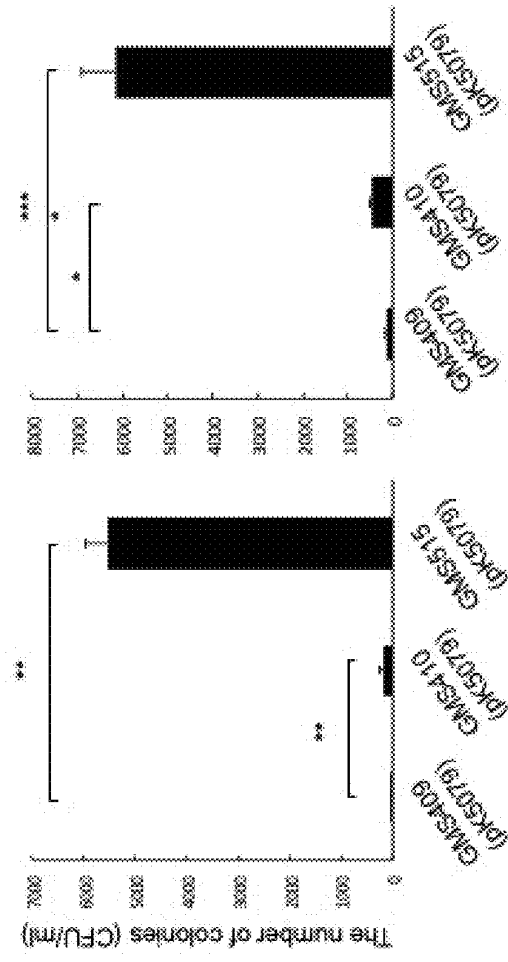


FIG. 2B

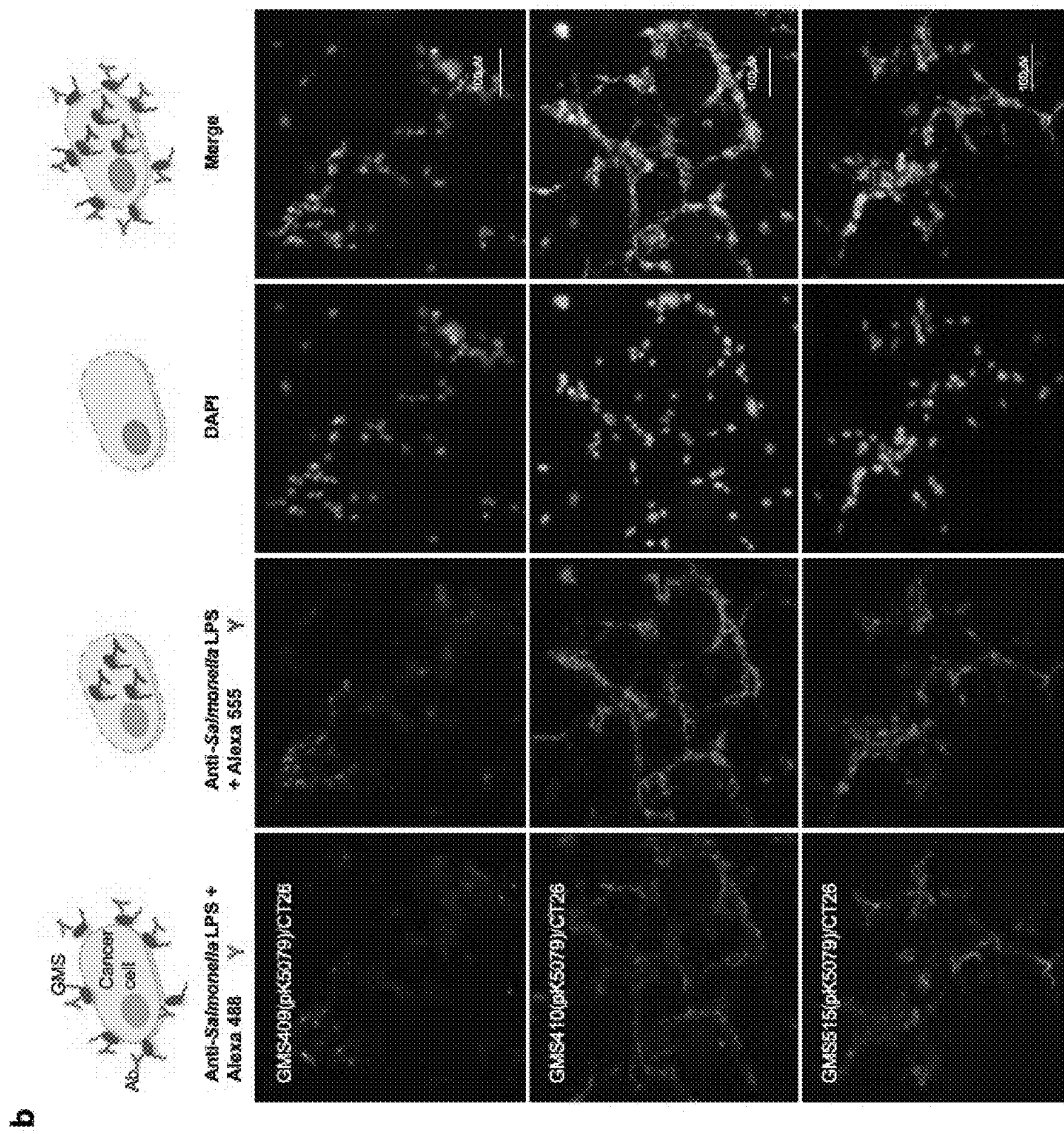


FIG. 2C

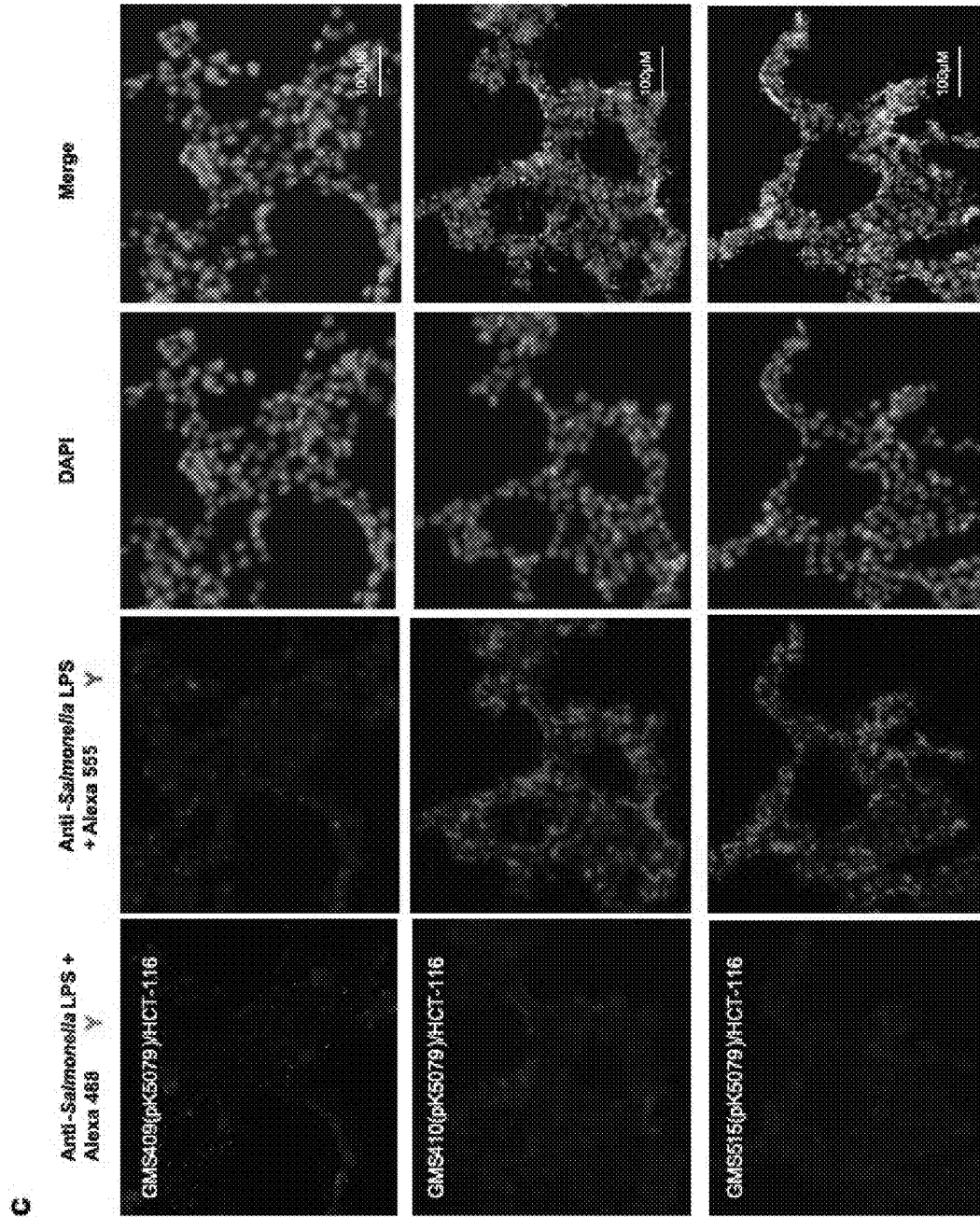


FIG. 3A

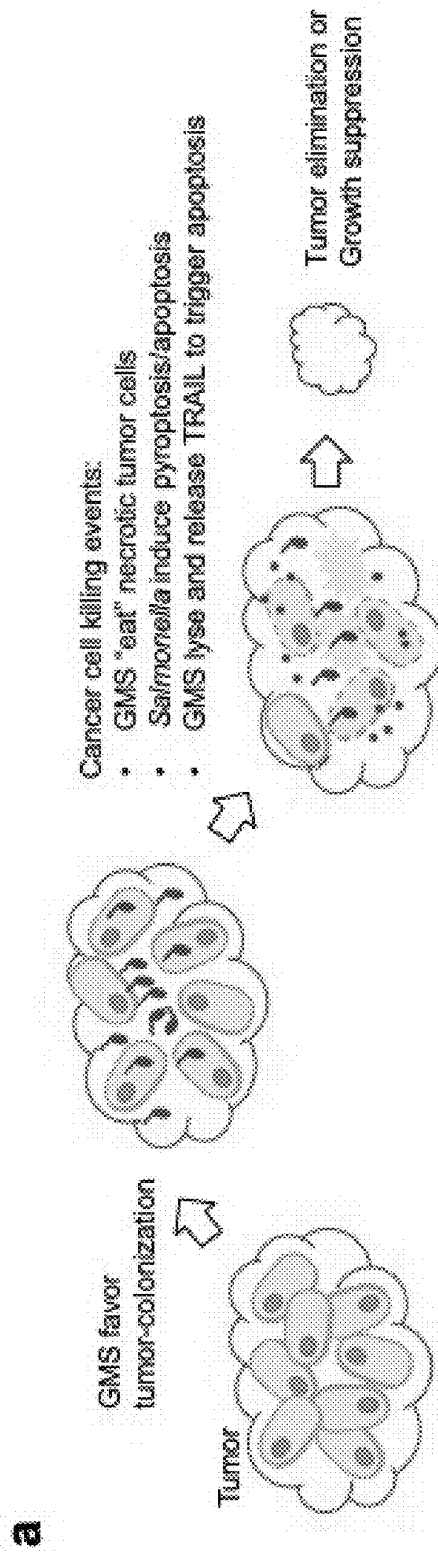
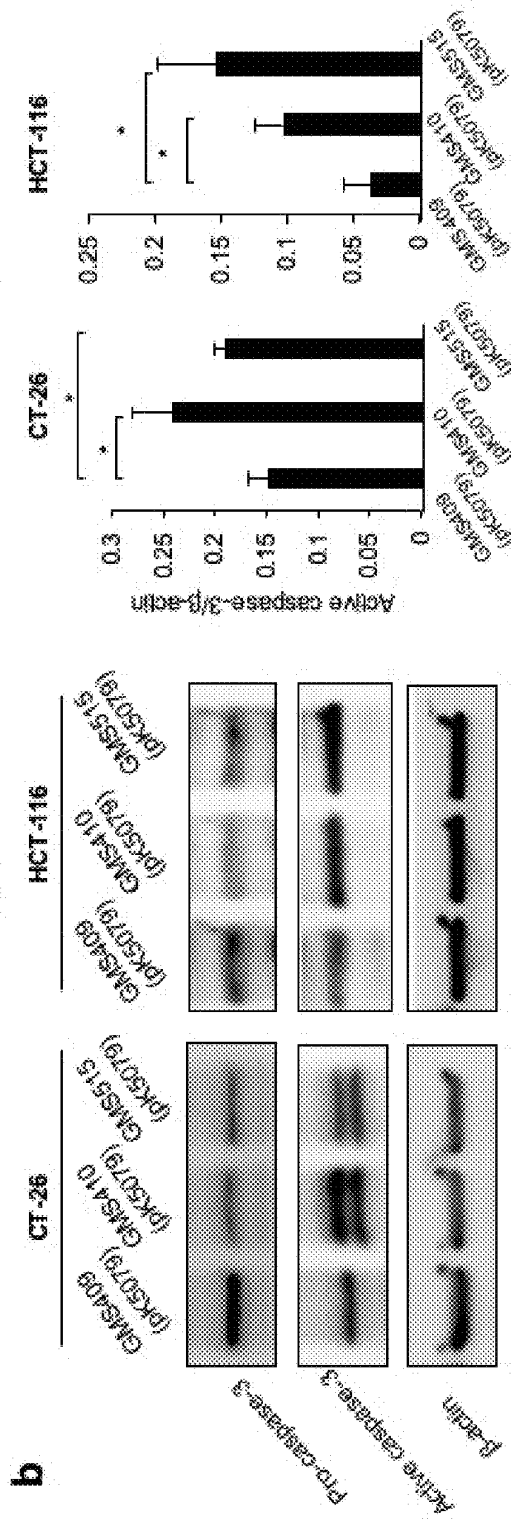
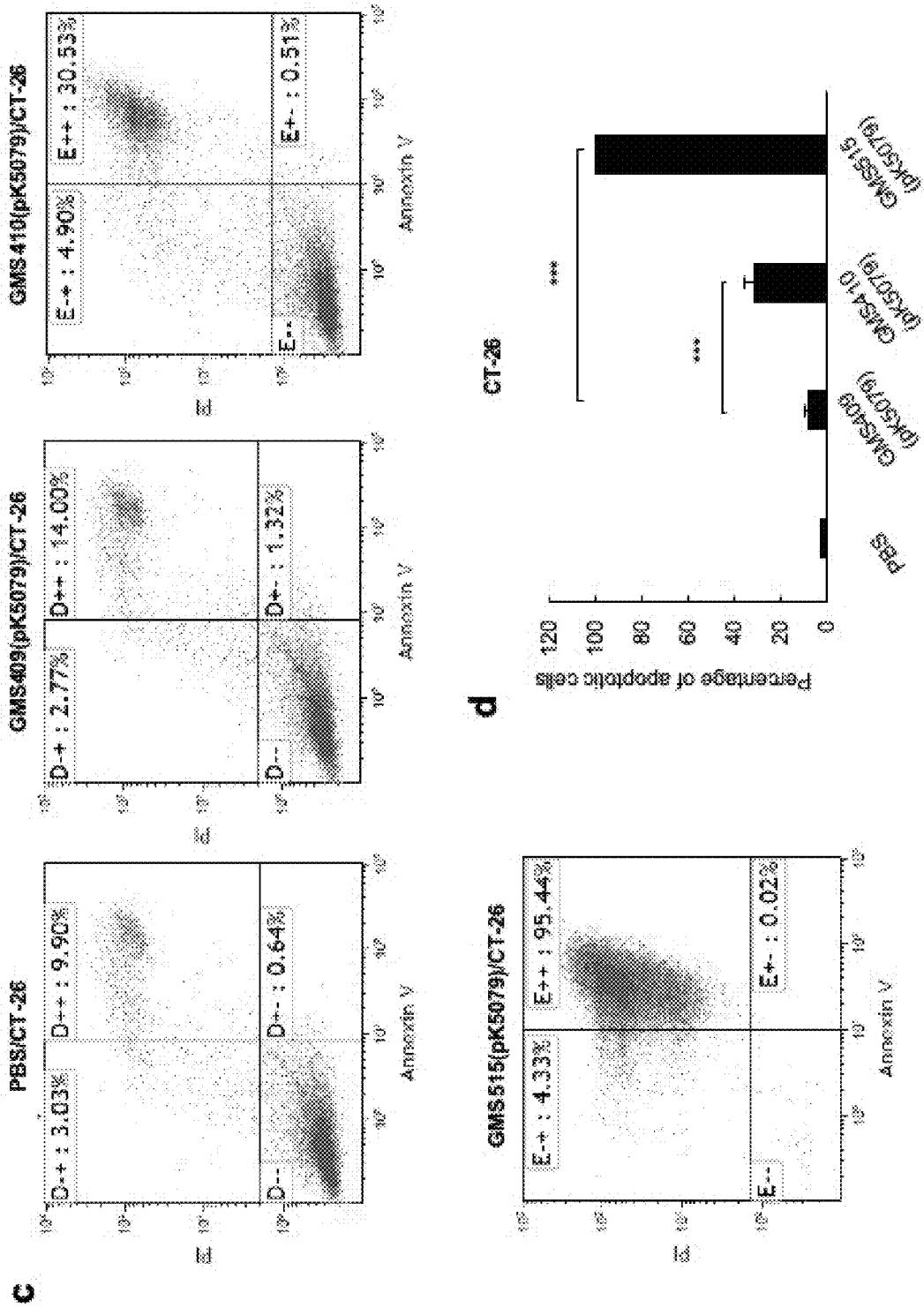


FIG. 3B



FIGS. 3C-3D



FIGS. 3E-3F

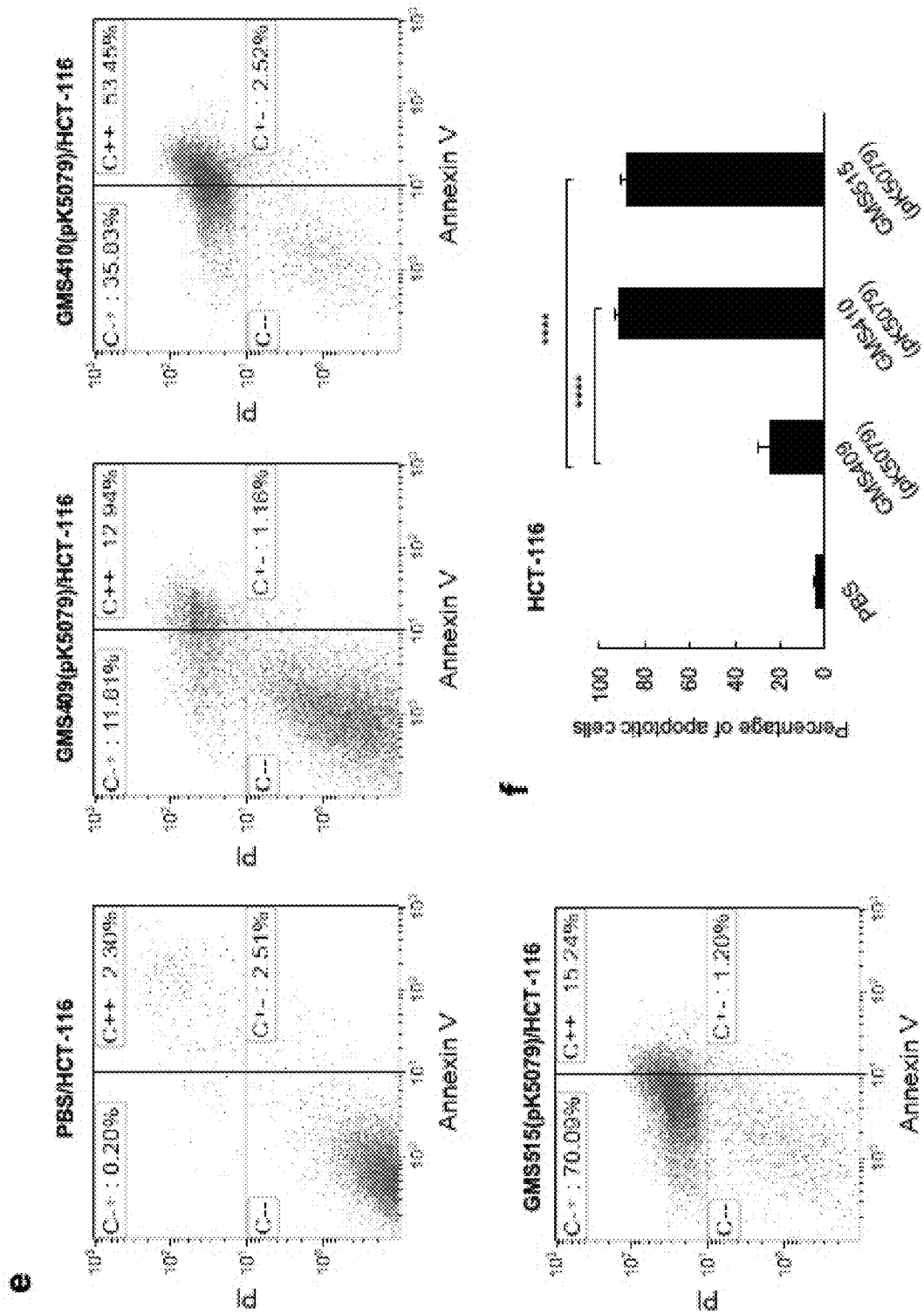


FIG. 4A

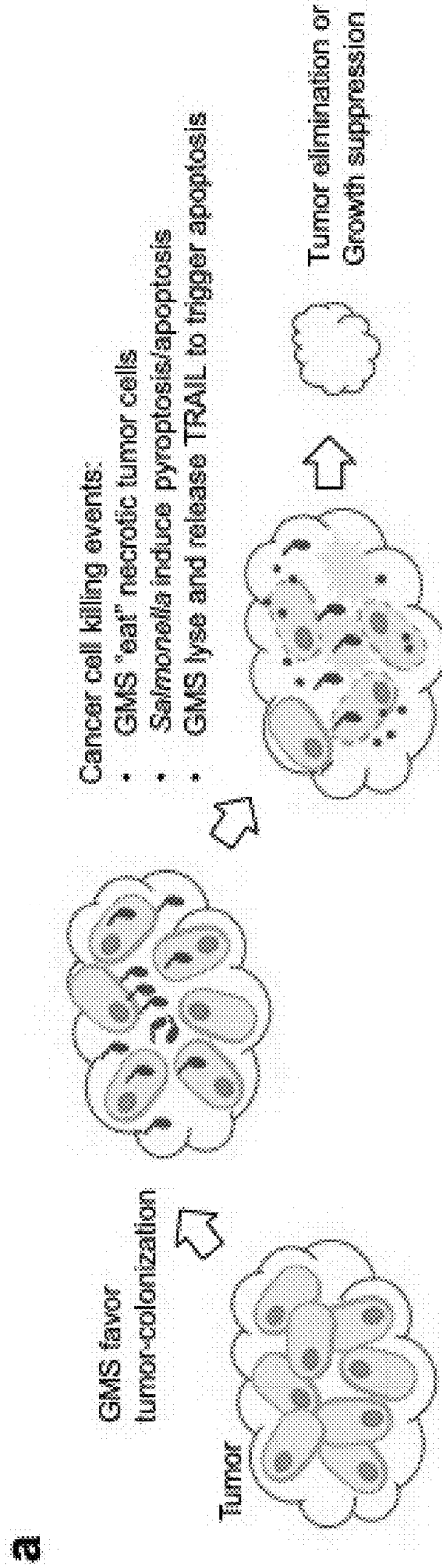


FIG. 4B

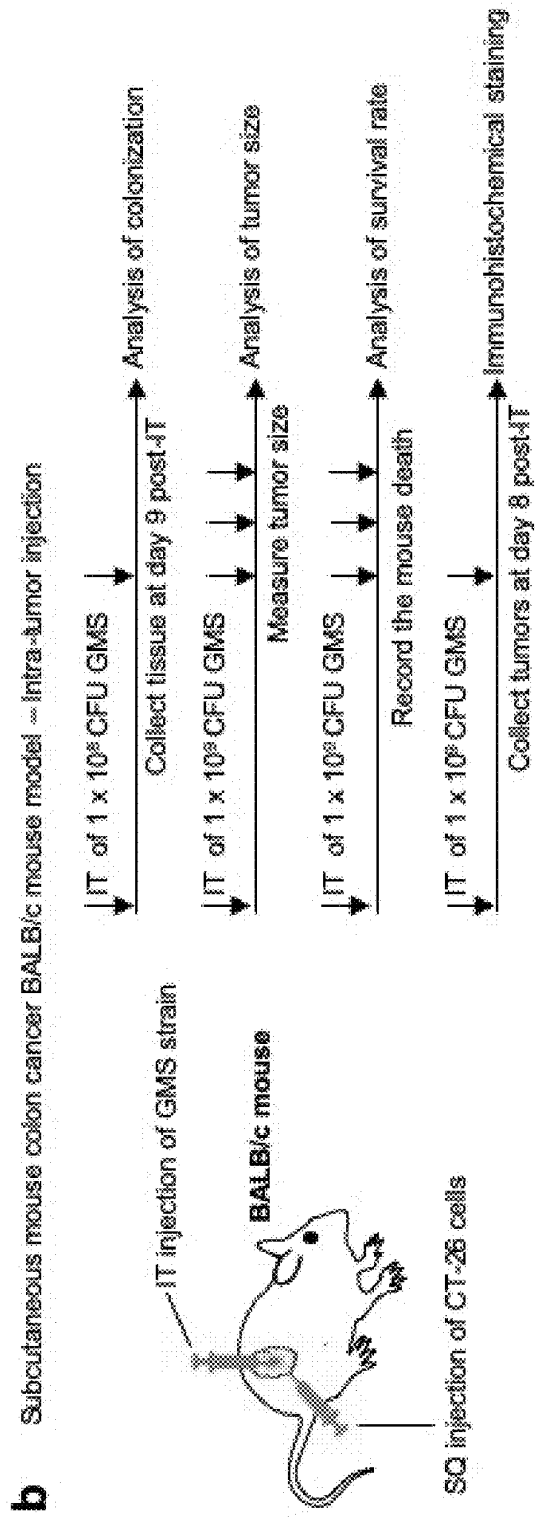
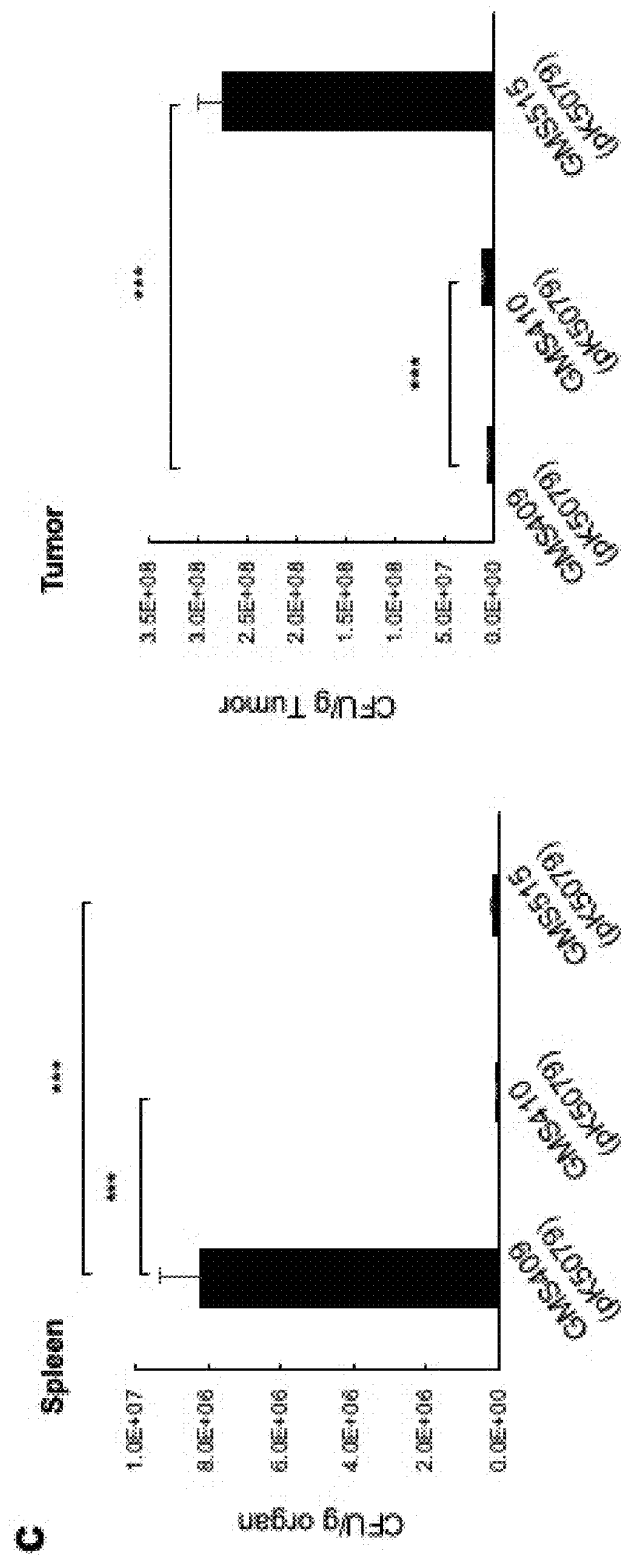


FIG. 4C



FIGS. 4D-4E

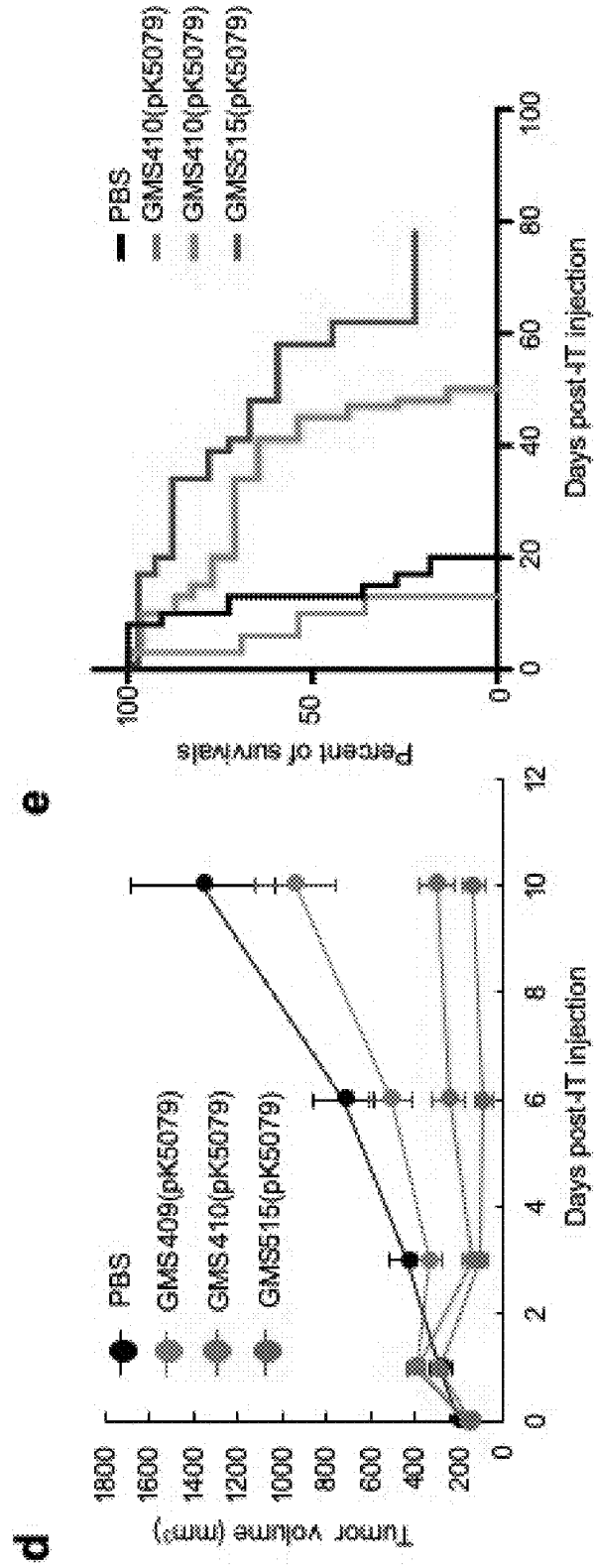


FIG. 4F

Ki67 staining




FIG. 4G
TUNEL staining

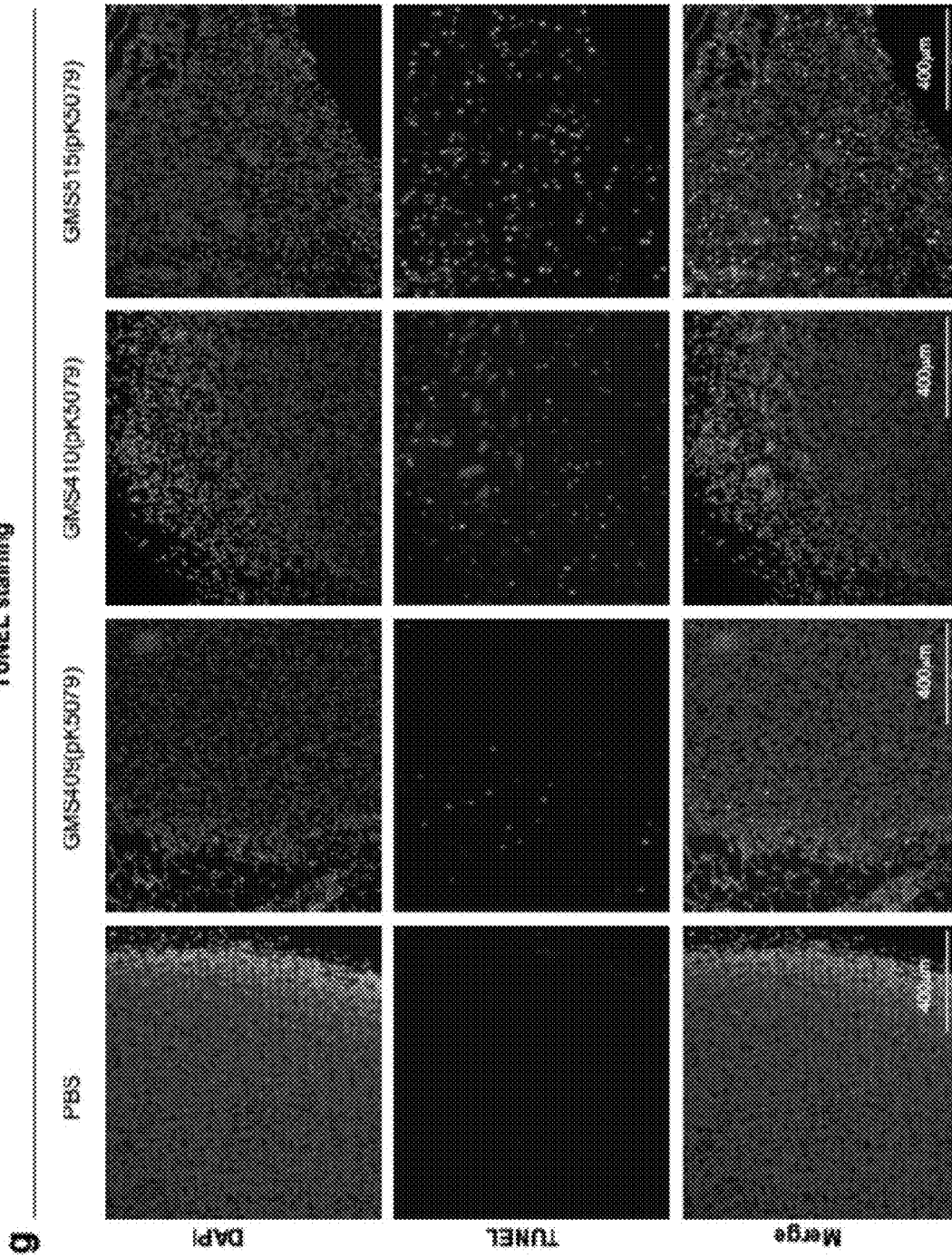


FIG. 4H

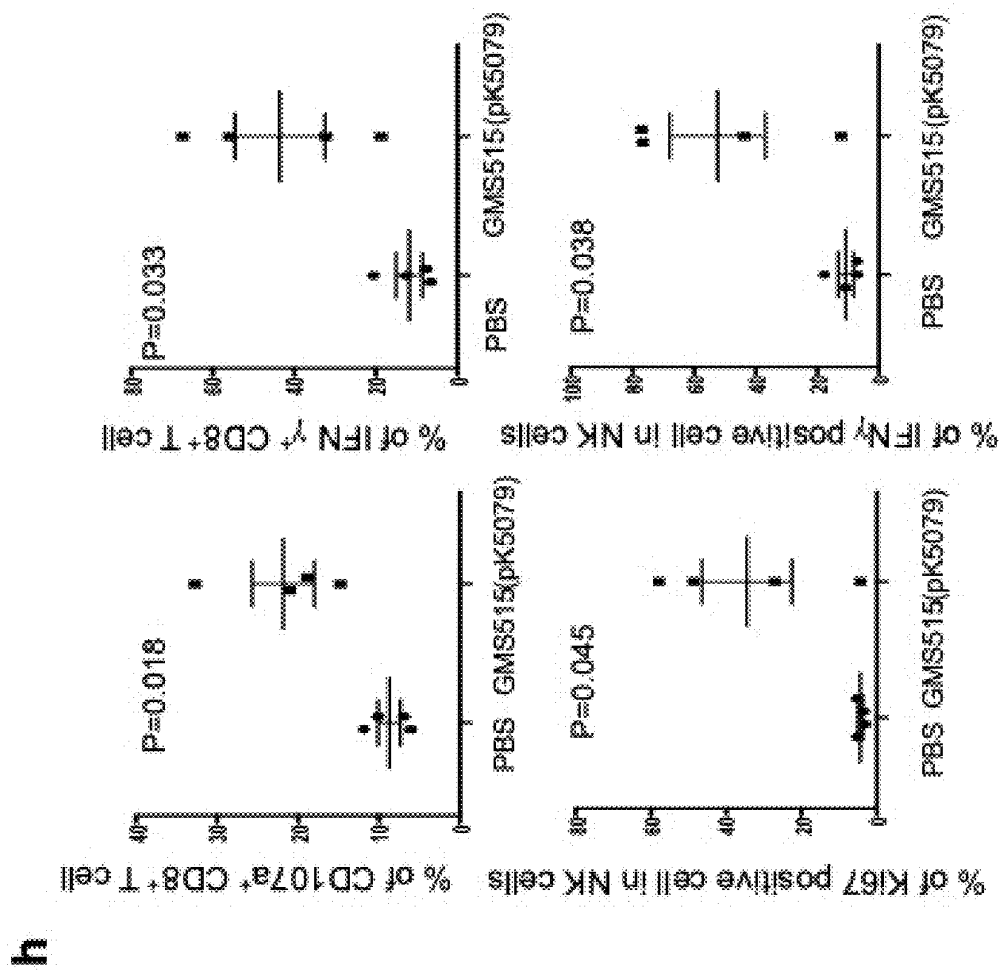


FIG. 5A

a Subcutaneous human colon cancer NSG™ mouse model → Intra-tumor injection

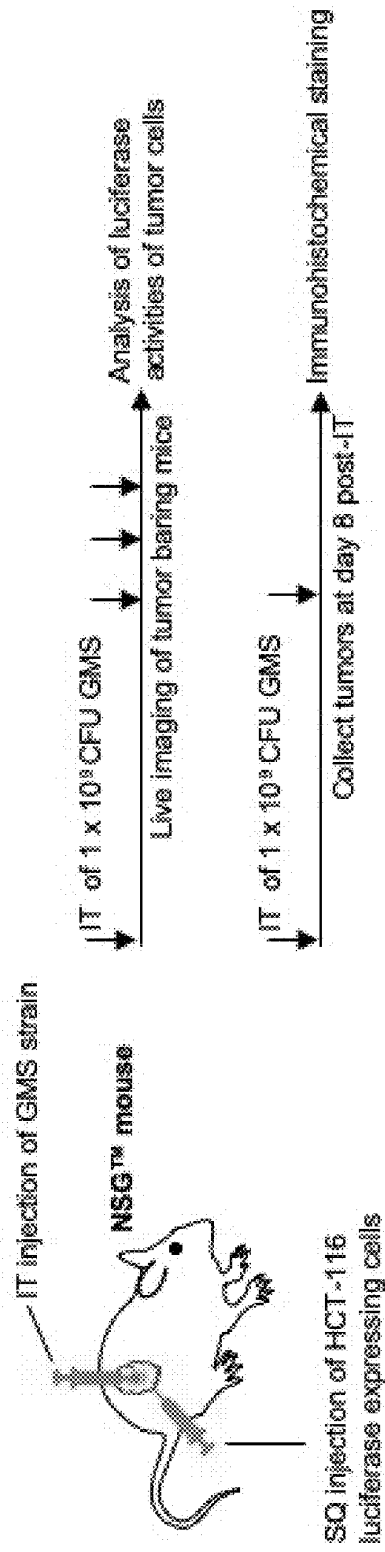
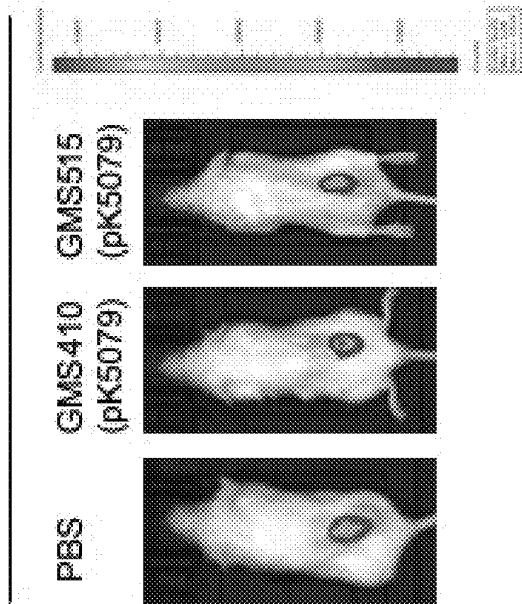


FIG. 5B

b

-Day 3



Day 12

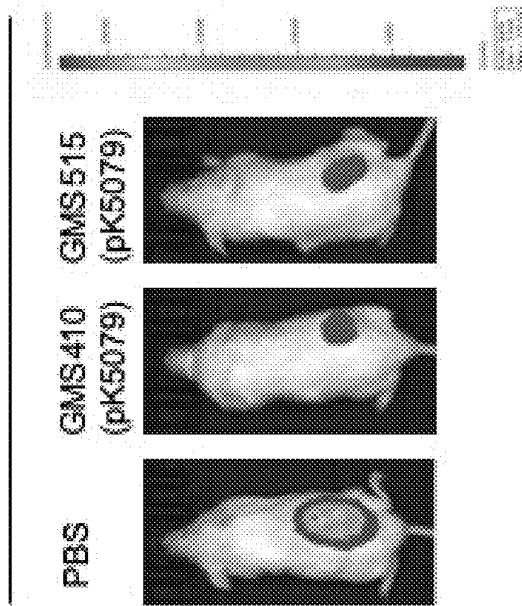


FIG. 5C

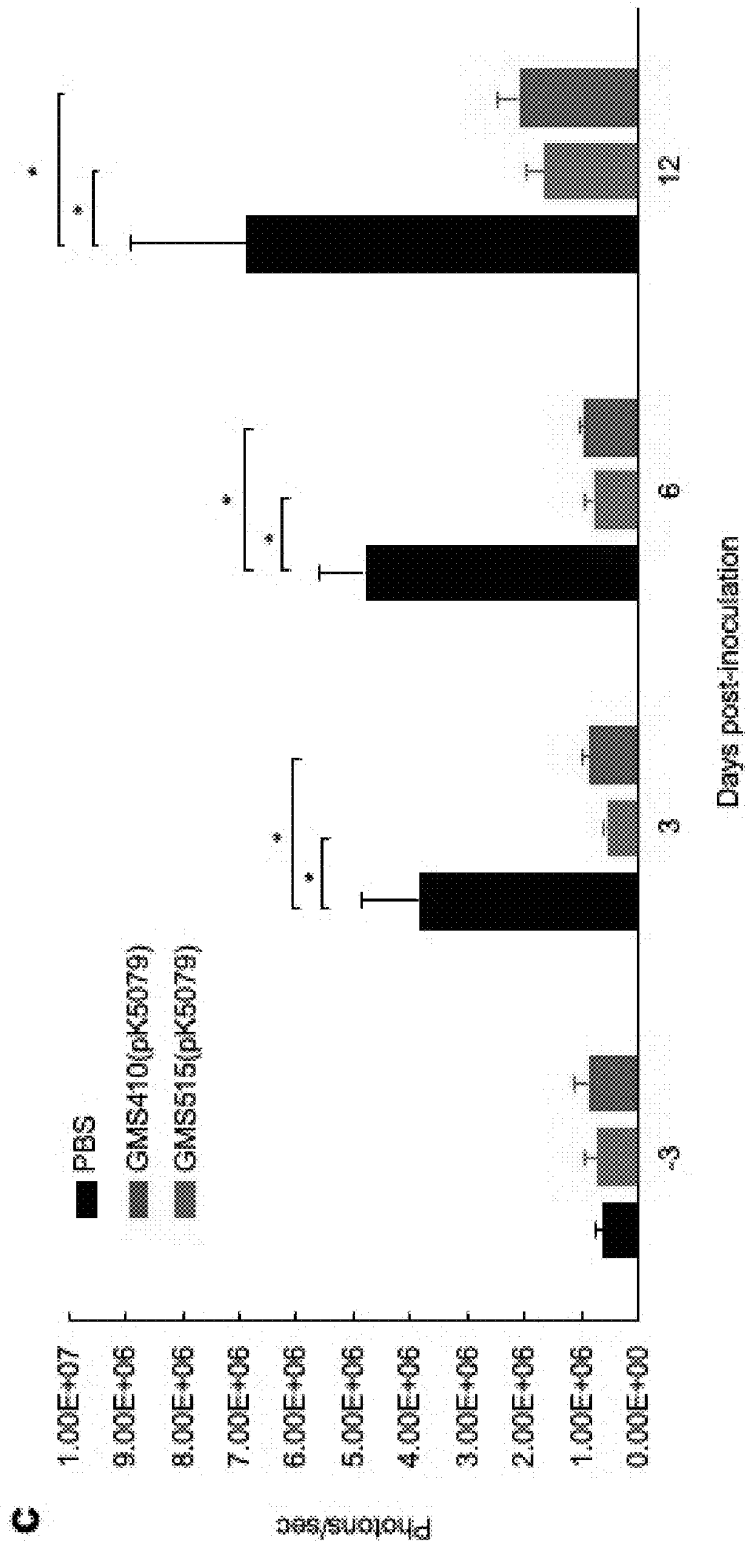
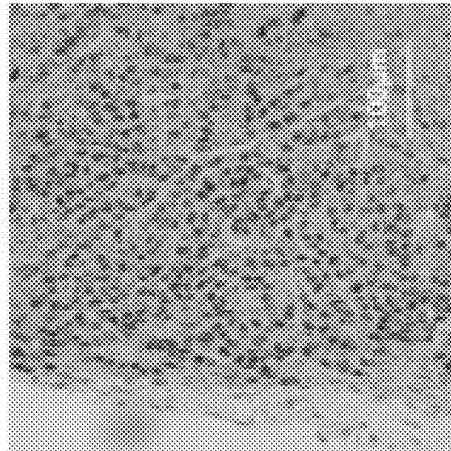


FIG. 5D


d

Ki67 staining

vehicle



GMS-410 (pK5079)



GMS-515 (pK5079)

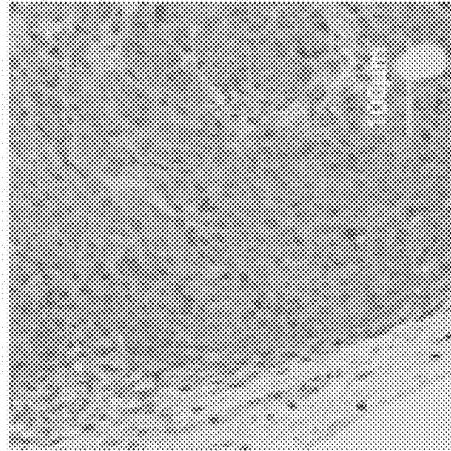


FIG. 5E

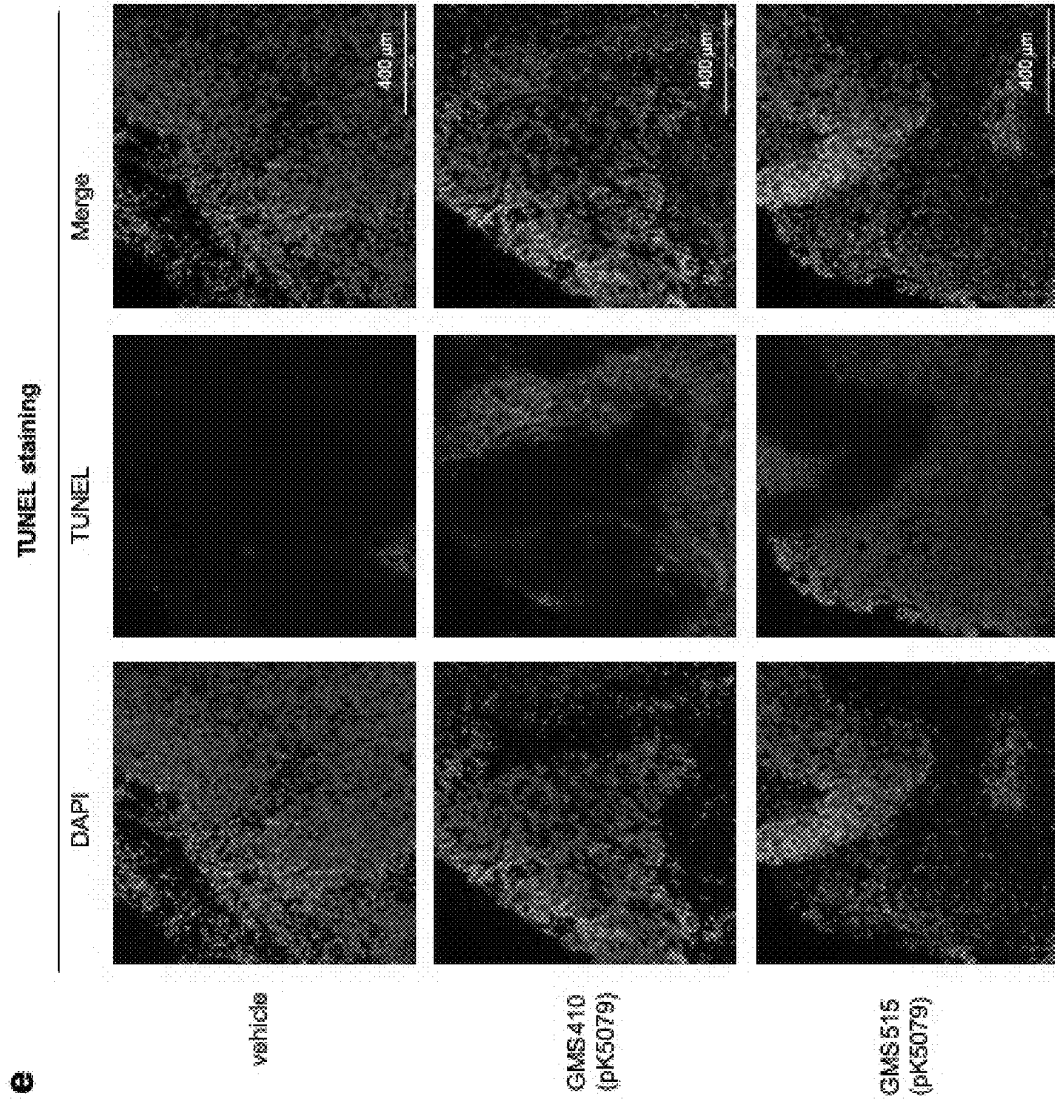


FIG. 6A

a Colorectal spontaneous tumor $Apc^{flx/flox}/CDX2-CRE$ mouse model -- Oral inoculation

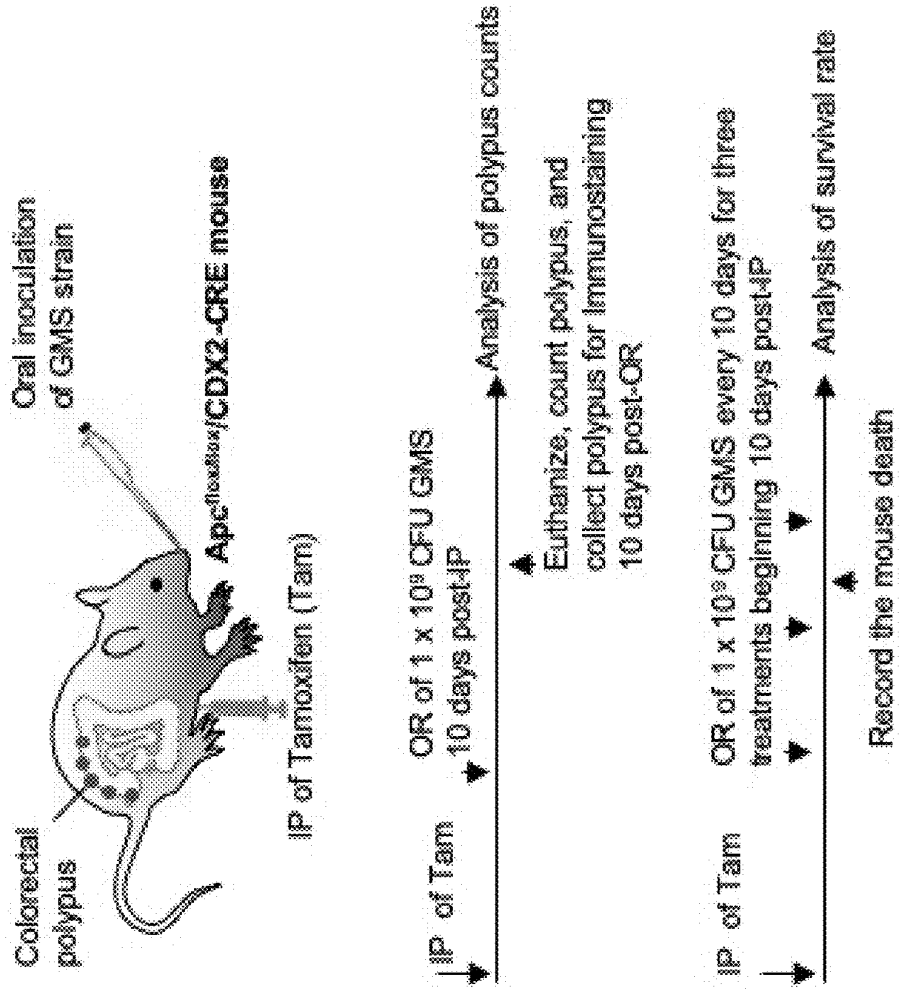
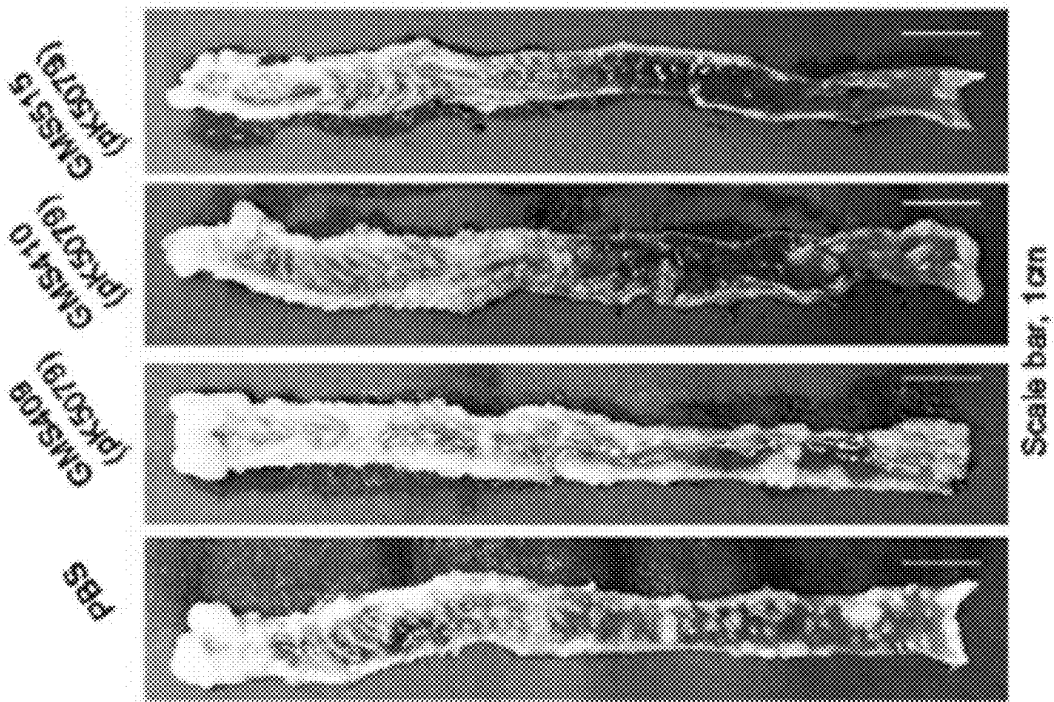


FIG. 6B



d

FIGS. 6C-6D

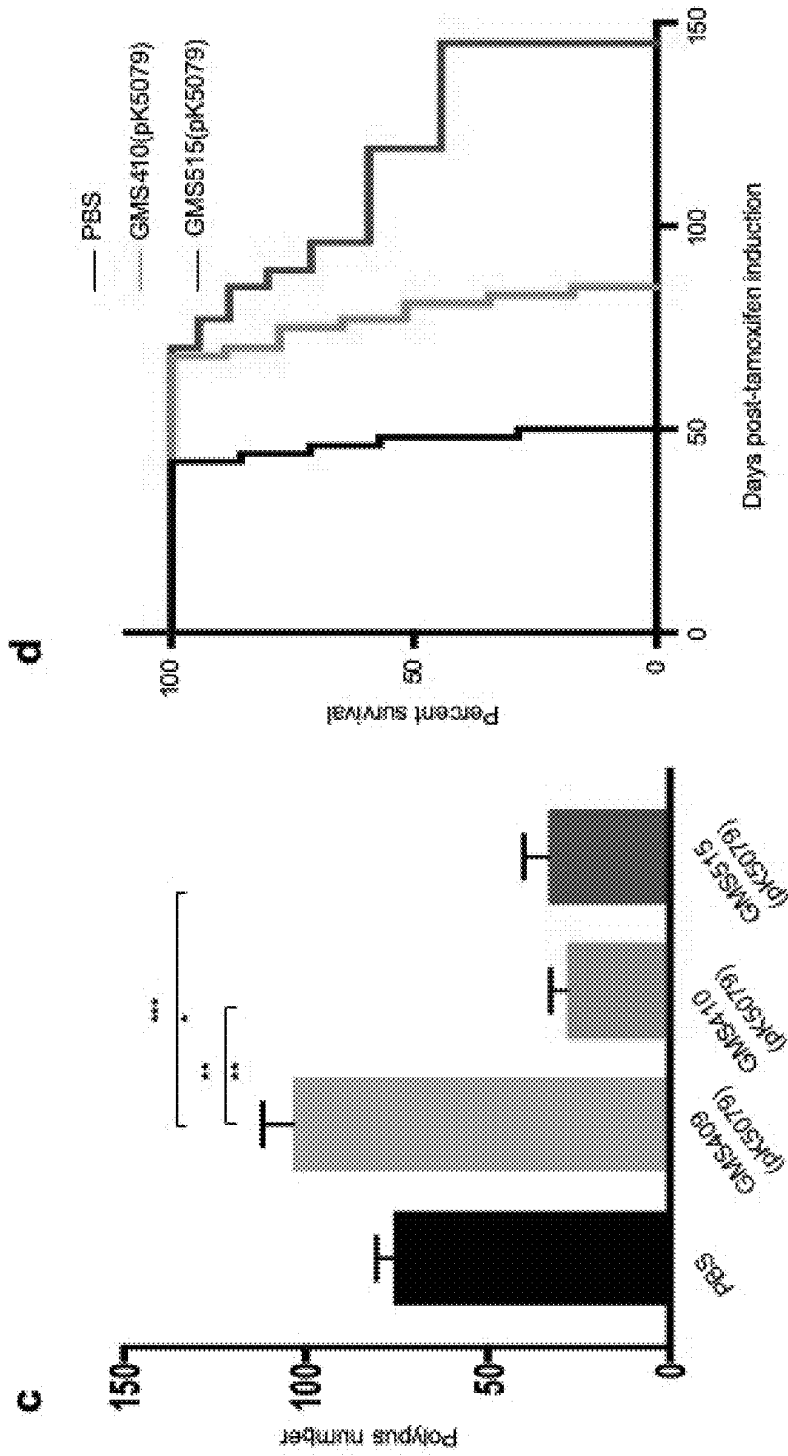


FIG. 6E

Salmonella immunostaining

e

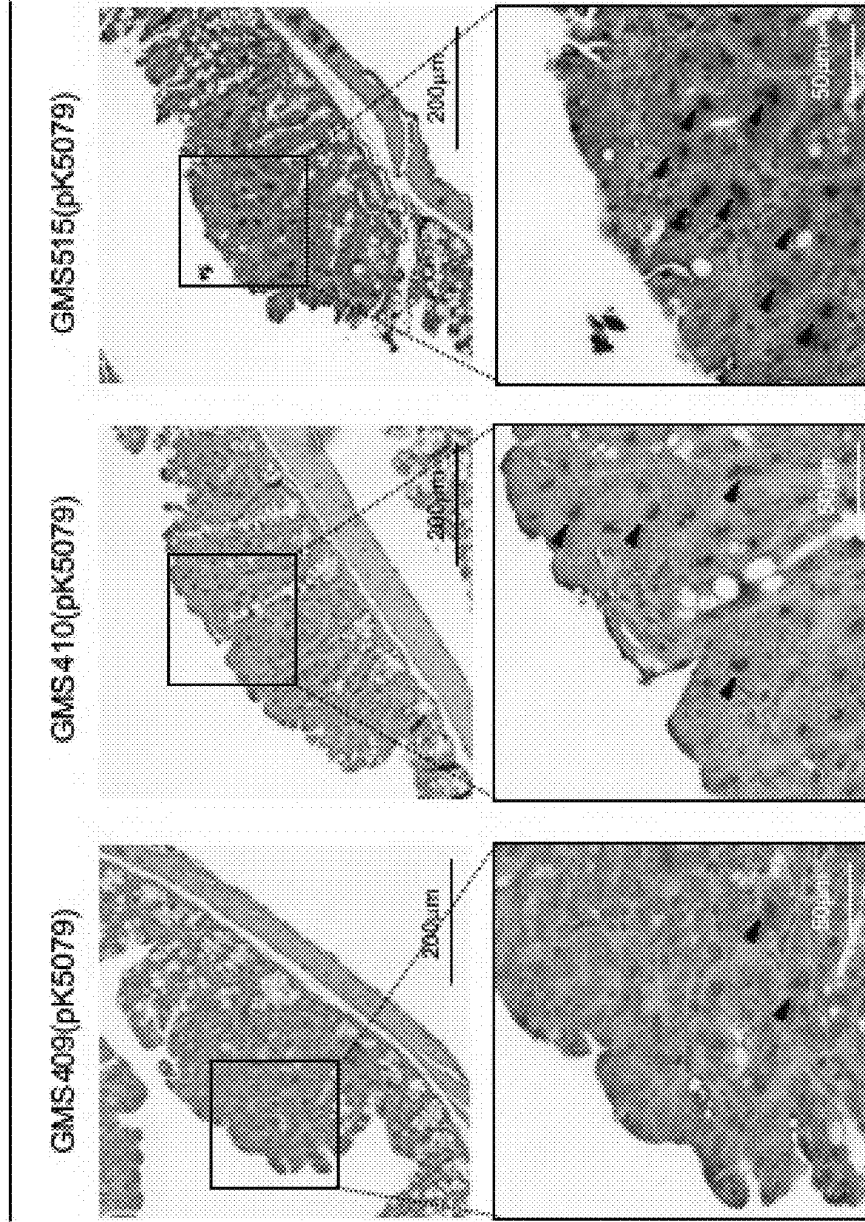
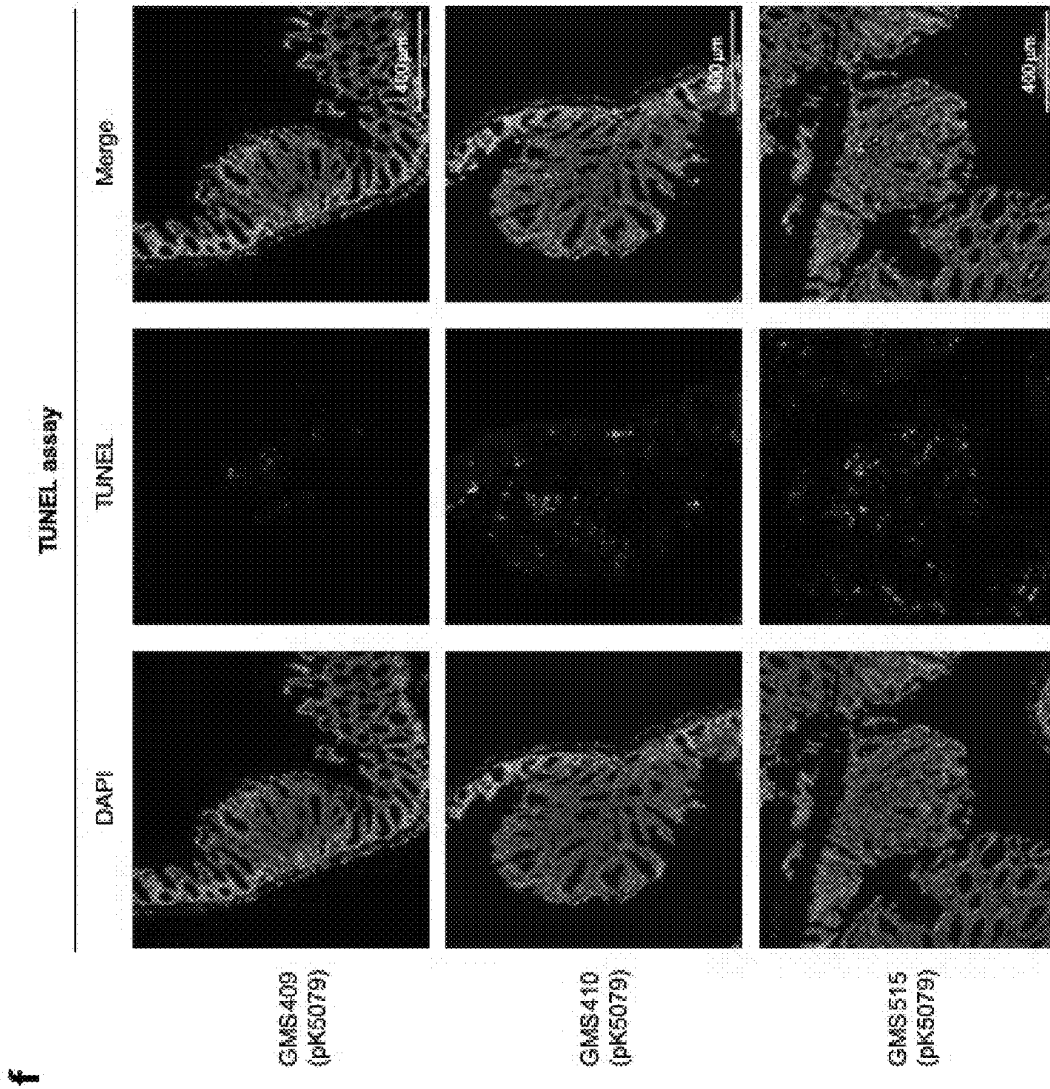


FIG. 6F



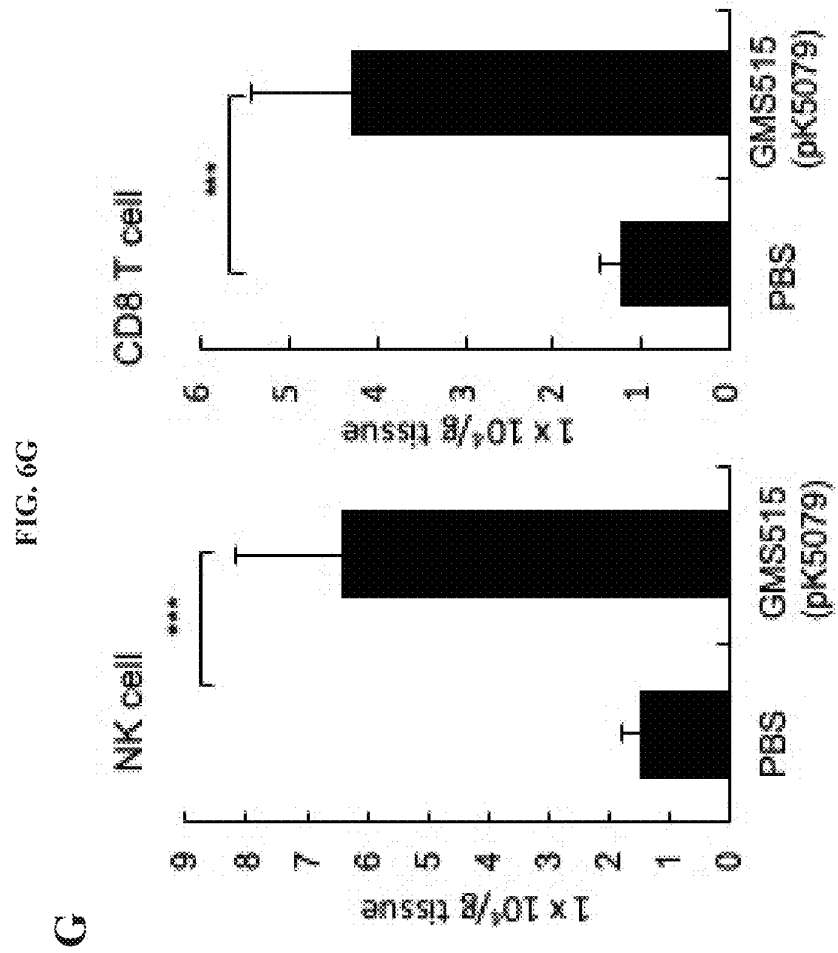


FIG. 7A

a Orthotopic human colon cancer metastasis NSG™ mouse model -- Oral inoculation

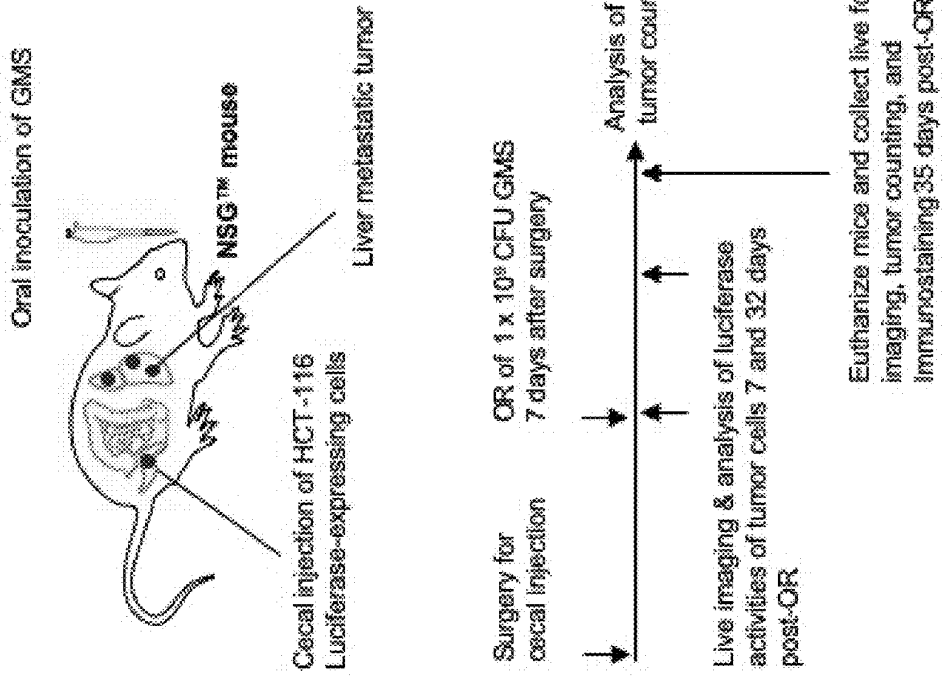


FIG. 7B

b

Mouse imaging

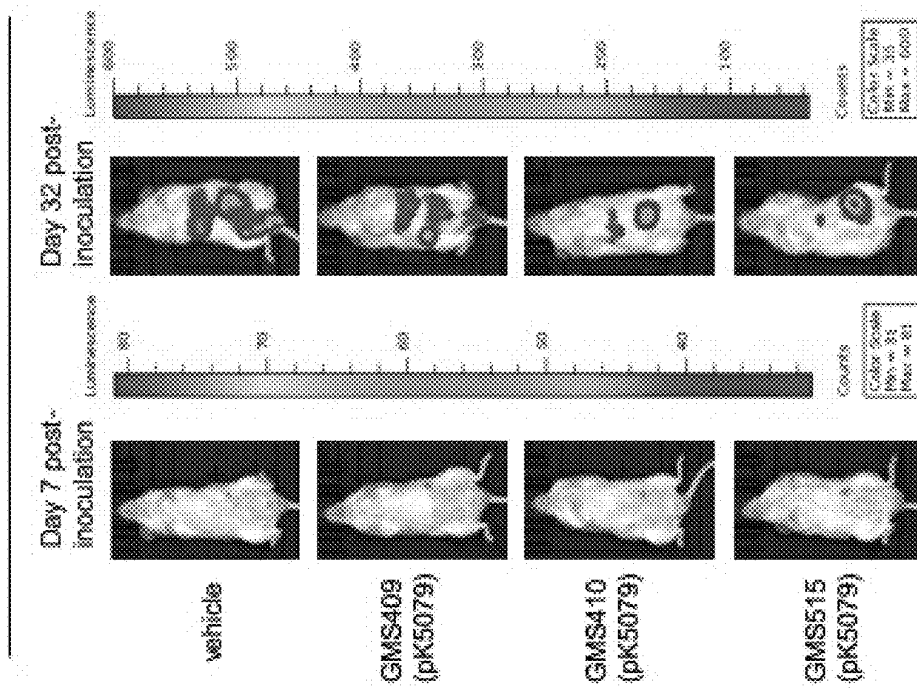


FIG. 7C

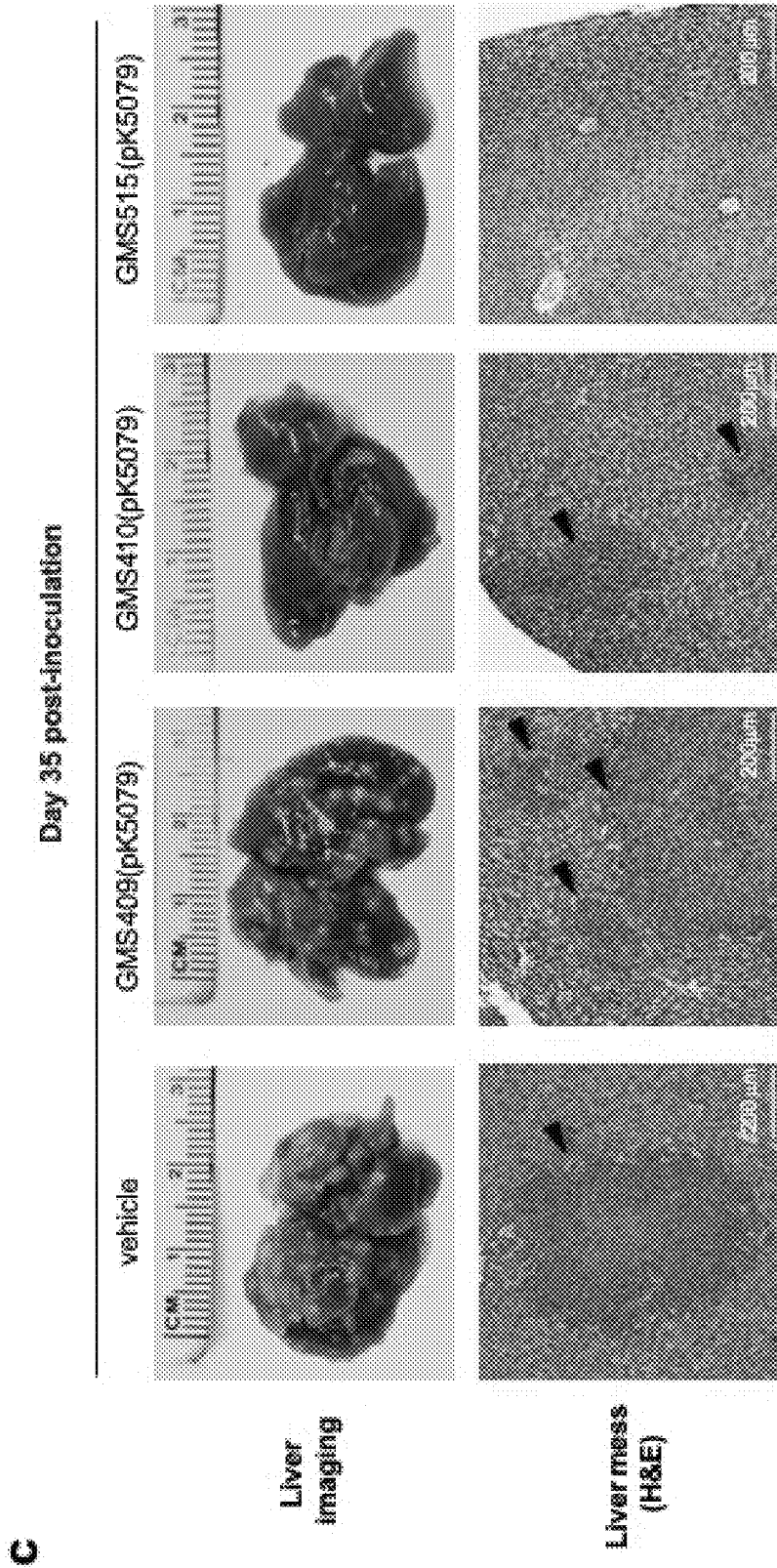
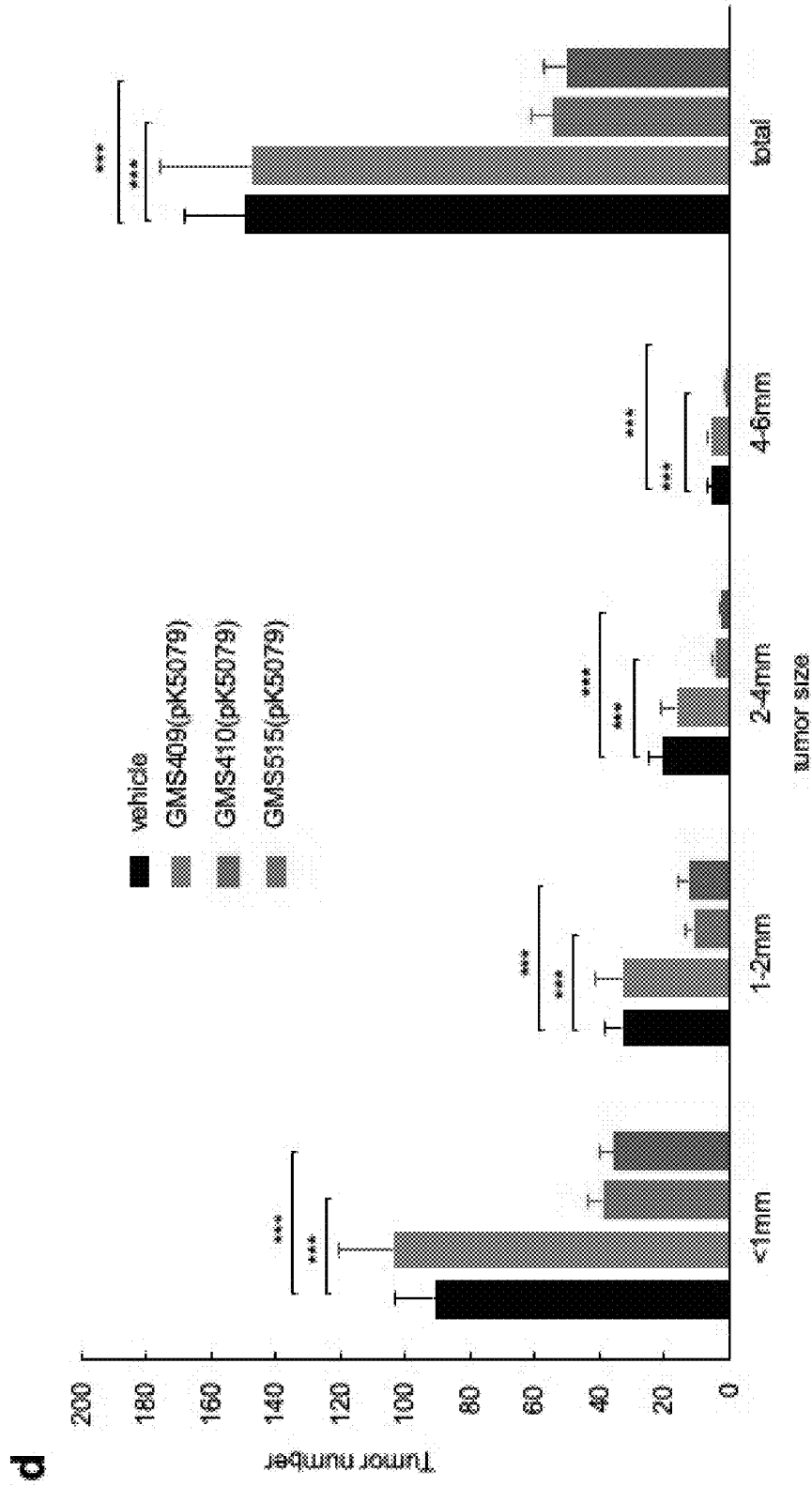
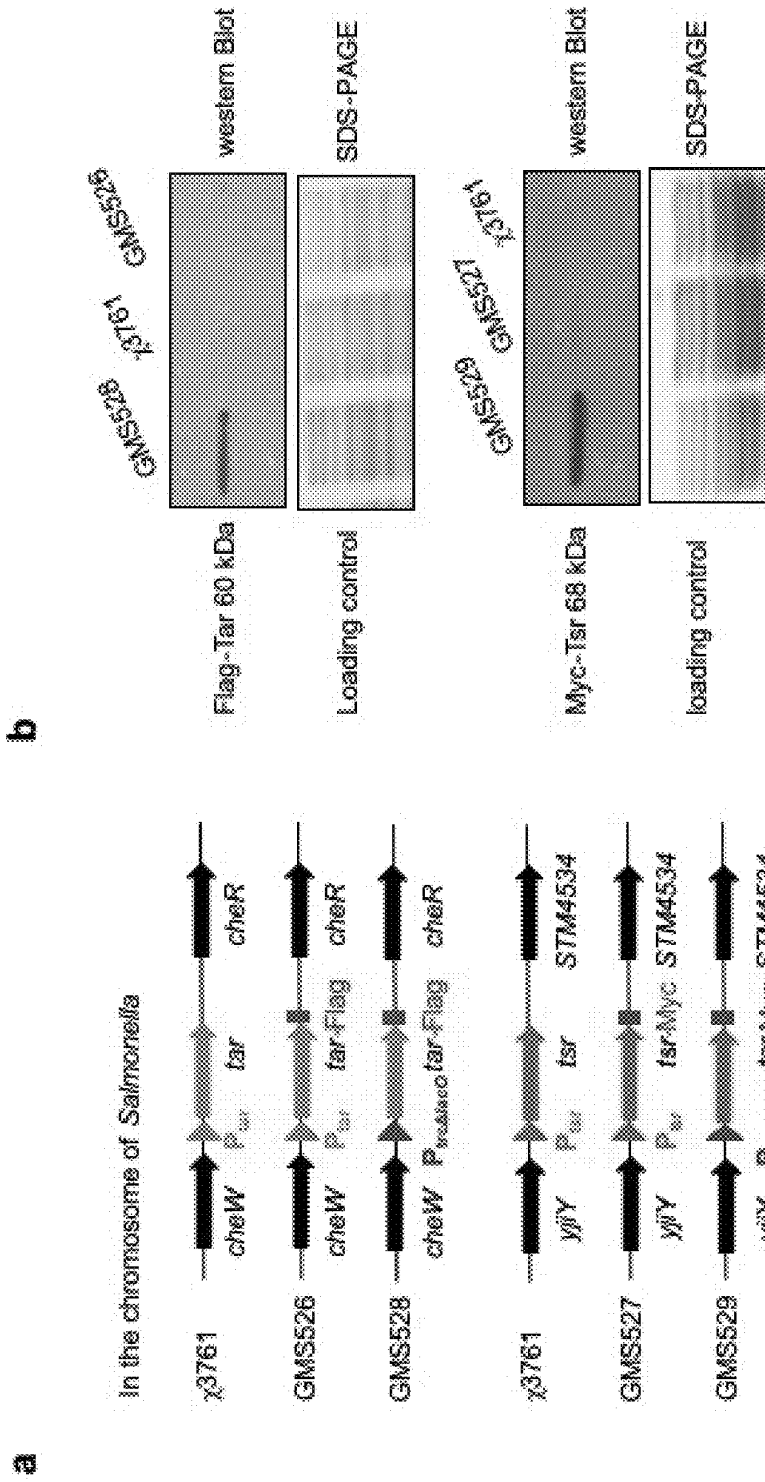


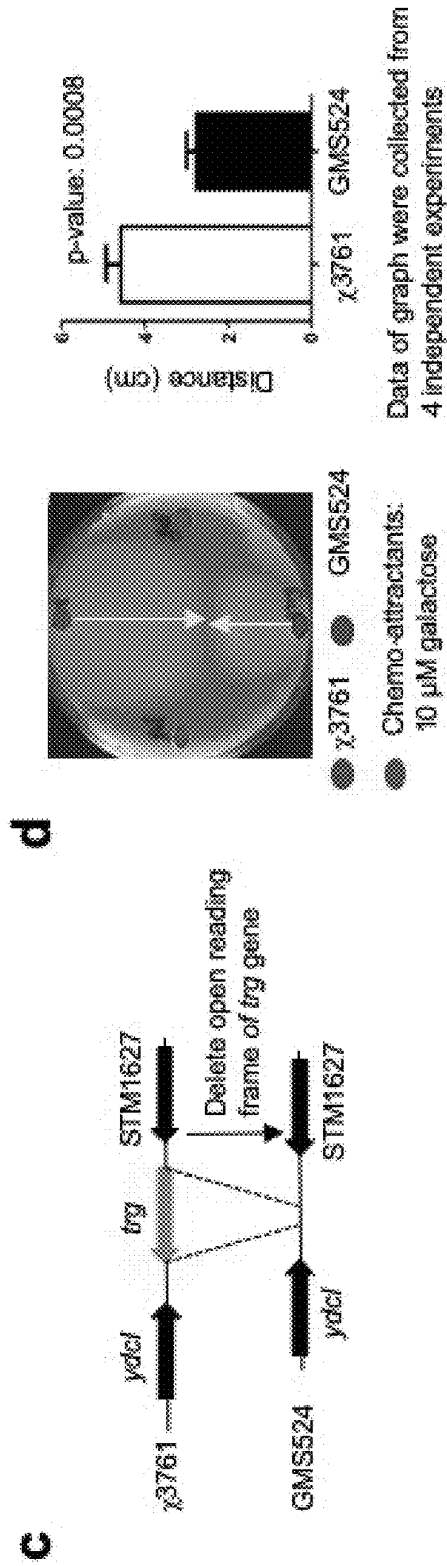
FIG. 7D



FIGS. 8A-8B



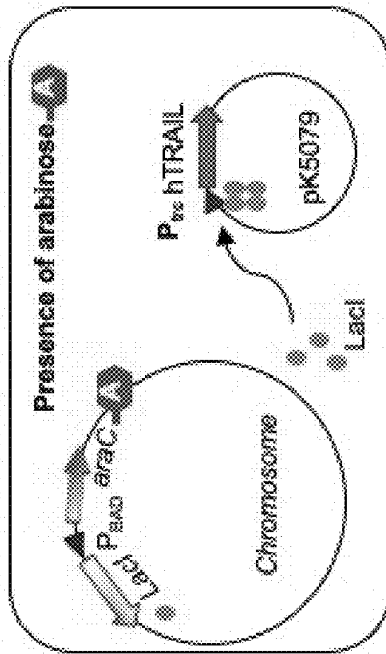
FIGS. 8C-8D



FIGS. 9A-9B

b

Repressor LacI synthesized to turn off P_{trc} promoter



P_{trc} promoter on and TRAIL is expressed

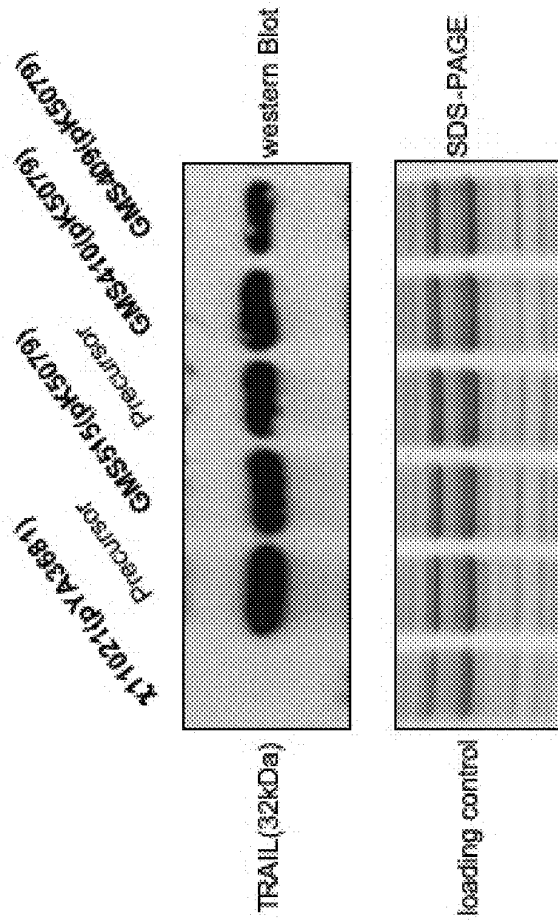
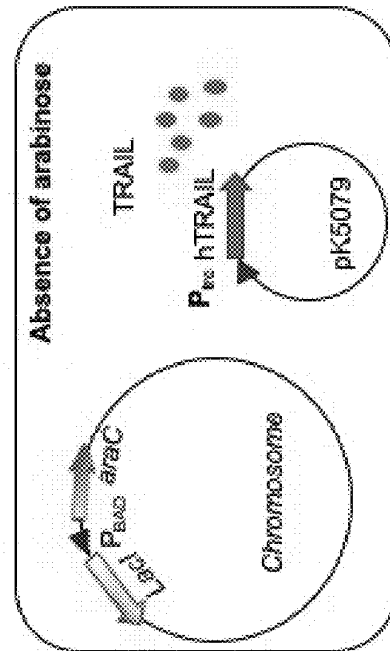
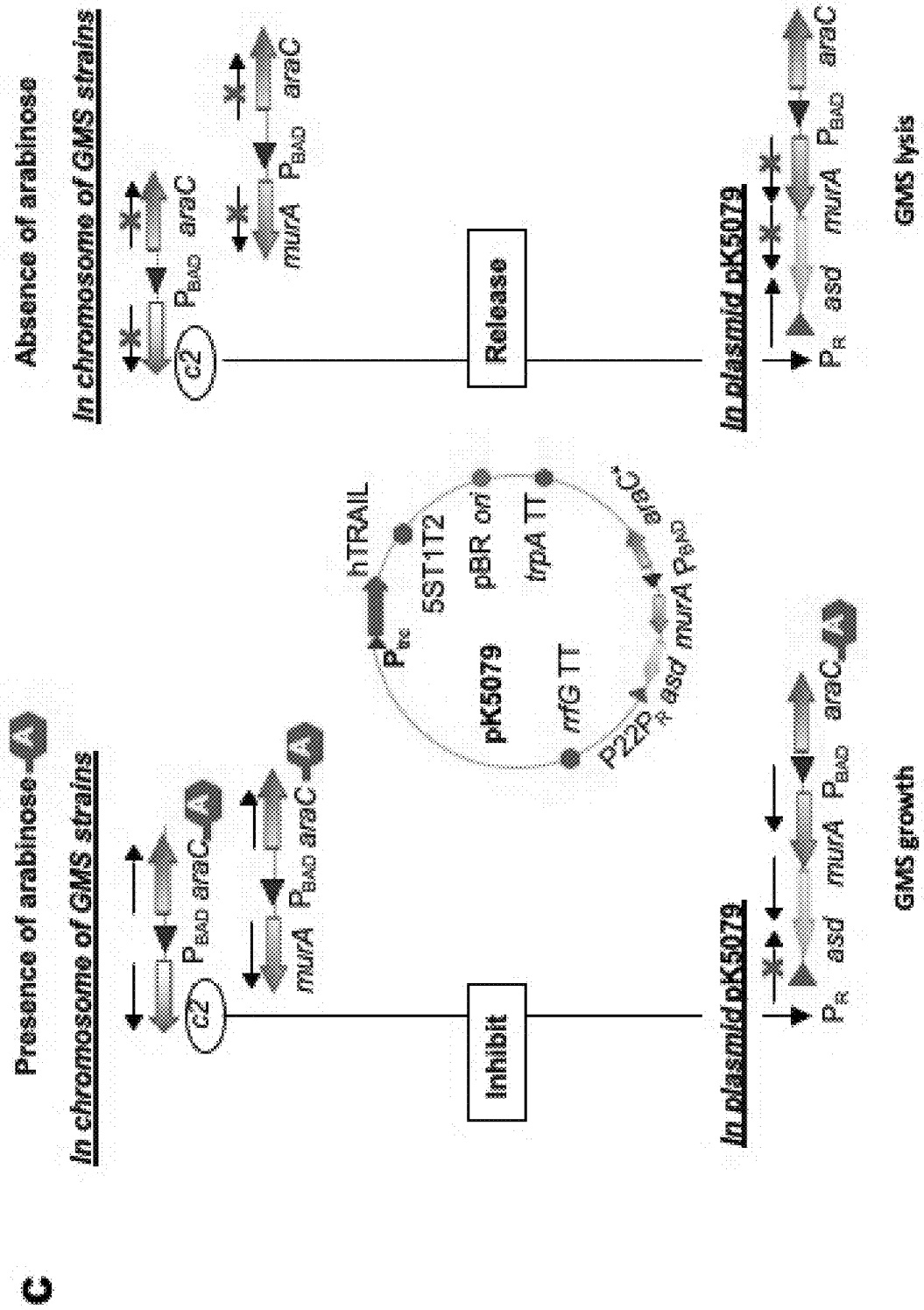


FIG. 9C



**TUMOR-NAVIGATING,
SELF-ERADICATING, TRAIL-ARMED
SALMONELLA FOR PRECISION CANCER
THERAPY**

CROSS-REFERENCE TO RELATED
APPLICATIONS

[0001] This application claims the benefit of U.S. Provisional Application Ser. No. 62/809,222, filed Feb. 22, 2019, which is incorporated by reference herein as if set forth in its entirety.

STATEMENT REGARDING FEDERALLY
FUNDED RESEARCH OR DEVELOPMENT

[0002] This invention was made with government support under R21 CA152456 awarded by the National Institutes of Health. The government has certain rights in the invention.

BACKGROUND

[0003] Despite many advances in conventional methods such as chemo- and radiation-therapy, cancer treatment is still far from optimal. Current cancer therapies frequently encounter challenges including nonspecific systemic distribution of antitumor agents, inadequate drug concentrations reaching the tumor site, intolerable cytotoxicity and development of multiple drug resistance. Oncolytic bacterial therapy has been extensively studied in recent years to fill the critical unmet needs of cancer patients, where the current treatment options have been exhausted. The self-propelling feature of facultative anaerobe bacteria enables them to establish and maintain a high density in the tumor tissue. *Salmonella Typhimurium* showed a pronounced potential for cancer treatment since they preferably accumulate in large established tumors leading to active suppression of tumor growth. In addition, *S. Typhimurium* exhibits the properties to invade and affect metastases. However, the mechanism of oncolytic *Salmonella*-based therapy in vivo, especially the toxicity caused by *Salmonella* infection and tumor lysis, is not yet clearly understood. Although the current therapeutic *Salmonella* strains were most often modified to reduce virulence factors and endotoxins, the accomplishment of tumor-navigating and self-eradicating of *Salmonella* remains the critical challenge for *Salmonella*-based cancer treatment.

[0004] Currently, there is a need for improvements to existing oncolytic bacteria-based cancer treatments and, in particular, there is a need to develop new therapeutic methods that achieve precision tumor-navigating and self-eradicating of oncolytic *Salmonella*.

SUMMARY OF THE DISCLOSURE

[0005] The present disclosure addresses the aforementioned drawbacks of conventional methods for treating cancer. In a first aspect, provided herein is a genetically modified *Salmonella* bacterium, where the bacterium comprises a recombinant gene encoding human TRAIL. Also provided herein is a genetically modified *Salmonella* bacterium, where the bacterium comprises a recombinant gene encoding for increased expression of a methyl-accepting chemotaxis protein (MCP). Also provided herein is a genetically modified *Salmonella* bacterium, where the bacterium comprises a recombinant gene encoding for reduced toxicity of the bacterium in a plurality of non-tumor cells. The bacte-

rium can comprise a recombinant gene encoding human TNF-related Apoptosis-inducing Ligand (TRAIL); the following mutations $\Delta P_{murA}::TT\ araC\ P_{BAD}\ murA\ \Delta\text{sd}::TT\ araC\ P_{BAD}\ c2\ \Delta(\text{araC}\ P_{BAD})::P22\ P_R\ \text{araBAD}\ \Delta(\text{wza-wcaM})\ \Delta\text{pmi}\ \Delta\text{relA}::\text{araC}\ P_{BAD}\ \text{lacI}\ TT\ \Delta\text{pagP}::P_{lpp}\text{pxE}\ \Delta\text{endA}$; and one or more of the following mutations: $\Delta P_{murA}::P_{trc}\ \Delta\text{lacOtar}, \Delta\text{Ptsr}::P_{trc}\ \Delta\text{lacO}\ \text{tsr}$, and Δtrg . In some cases, the genetically modified *Salmonella* bacterium further comprises a recombinant gene encoding for reduced toxicity of the bacterium in a plurality of non-tumor cells and for toxicity of the bacterium in tumor cells, whereby the modified bacterium is capable of self-eradication in non-tumor cells. The genetically modified *Salmonella* (GMS) bacterium can comprise mutations $\Delta P_{tar}::P_{trc}\ \Delta\text{lacOtar}, \Delta P_{tsr}::P_{trc}\ \Delta\text{lacO}\ \text{tsr}$, and Δtrg . The bacterium can comprise pK5079 (SEQ ID NO:7). The genetically modified *Salmonella* bacterium can be strain GMS410(pK5079). The genetically modified *Salmonella* bacterium can be bacterium is strain GMS515(pK5079). The bacterium can be *S. Typhimurium*.

[0006] In another aspect provided herein is a method of treating cancer in a subject in need thereof. The method can comprise or consist essentially of administering a genetically modified *Salmonella* bacterium of this disclosure to the subject, whereby the genetically modified *Salmonella* bacterium treats cancer in the subject. Administering can comprise oral administration or intra-tumoral injection of the genetically modified *Salmonella* bacterium.

[0007] In a further aspect, provided herein is a method for stimulating tumoricidal activity in a subject. The method can comprise or consist essentially of administering a genetically modified *Salmonella* bacterium of this disclosure to the subject, whereby the genetically modified *Salmonella* bacterium induces tumoricidal activity in the subject. Administering can comprise oral administration or intra-tumoral injection of the genetically modified *Salmonella* bacterium. The subject can have cancer.

[0008] These and other advantages and features of the present disclosure will become more apparent from the following detailed description of the preferred embodiments of the present disclosure when viewed in conjunction with the accompanying drawings.

BRIEF DESCRIPTION OF THE DRAWINGS

[0009] FIGS. 1a-1e demonstrate that genetic manipulation of *Salmonella* chemoreceptor synthesis enhanced beneficial chemotaxis for tumor-navigation. a. Schematic illustration of experimental design to confer high level constitutive chemoreceptor synthesis. b. Growth curves of *Salmonella* chemoreceptor-enhanced strains GMS371, GMS372, and their wild-type parent χ 3761. Data are presented as the means, and the error bar represents the standard deviation (SD) from three independent experiments. c. Swimming rate of strains GMS371, GMS372, and χ 3761. Shown are the means of distance *Salmonella* traveled on swimming agar plates and SD from three independent experiments. d. Chemotaxis assay of strains GMS371 and χ 3761 with aspartate as a chemoattractant. The representative images (left) of χ 3761 (top) and GMS371 (bottom) were captured after 12 h of incubation. Histogram (right) of swim ring size represents three independent experiments, each in triplicate. Error bars represent SD (n=3, *p=0.03). e. Chemotaxis assay of strains GMS372 and χ 3761 with serine as a chemoattractant. The picture (left) presented is a representative image of χ 3761 (top) and GMS372 (bottom). Histogram

data (right) are presented as the means of swimming distance, and the SD is from three independent experiments (n=4, **p=0.002).

[0010] FIGS. 2a-2c demonstrate improved tumor-navigating, attaching, and invading ability in self-eradicating TRAIL-delivering GMS strain. a. Transwell assay (illustrated in the left) to determine the colony-forming units (CFU) of *Salmonella* swimming across the swimming agar toward mouse colon cancer cell CT-26 (middle, **p<0.01) and human colon cancer cell HCT-116 (right, *p<0.05, ****p<0.0001). The data presented are representatives of three independent experiments. b. *Salmonella* attachment and invasion assay through anti-*Salmonella* antibody immunofluorescence staining. Green, red, and blue fluorescence indicate *Salmonella* attached to CT-26 cell surface, *Salmonella* internalized into CT-26 cell, and nucleus of CT-26 cell, respectively. c. Immunofluorescence staining. Green, red, and blue fluorescence indicate *Salmonella* attached to HCT-116 cell surface, *Salmonella* internalized into HCT-116 cell, nucleus of HCT-116 cells, respectively.

[0011] FIGS. 3a-3f demonstrate that reprogrammed GMS strains efficiently triggered caspase-3 activation and colon cancer cell death in vitro. a. Schematic model of apoptosis assays to detect cancer cell killing. b. Representative image of western blotting (left) and quantification (right) to determine the active caspase 3 levels of CT-26 and HCT-116 treated with different GMS strains. Actin was used as a loading control. Normalized active caspase-3 levels were expressed as means, and the error bar represents SD from three different replicates (*p<0.05). c. Representative patterns of Annexin V/PI apoptosis assays following CT-26 cells treated with GMS for 16 hours. d. Percentage of apoptotic cells after treatment. Annexin V-FITC positive CT-26 cells were expressed as means, and the error bar represents SD from three different replicates (***p<0.001). e. Representative patterns of apoptosis assays following HCT-116 cells treated with GMS for 16 hours. f. Percentage of apoptotic cells after treatment. Annexin V-FITC positive HCT-116 cells were expressed as means, and the error bar represents SD from three different replicates (****p<0.0001).

[0012] FIGS. 4a-4h demonstrate that reprogrammed GMS strains favored tumor accumulation in CT-26 SQ tumor model and suppressed tumor growth in vivo. a. Schematic illustration of the events of tumor regression of reprogrammed GMS in CT-26 SQ tumor model. b. Schematic route and timeline of GMS-based therapy. c. Reprogrammed GMS strains favored tumor accumulation versus spleen (n=3, *p<0.05, ***p<0.001). d. The growth curve of SQ CT-26 tumor in BALB/c mice following IT injection of PBS or GMS strains, as described in 4b. The error bar indicates \pm SEM. (n=11, p<0.05). e. Survival fraction curves for the mice described in 4b. Death was recorded post-treatments. In addition, the mice were euthanized when tumor size had reached a volume of more than 2 cm³ followed the guideline, and then considered as death (n=11, p<0.01). f. The representative immunostaining of Ki67 (dark brown in nucleus) in CT-26 tumor section of BALB/c mice described in 4b. g. TUNEL staining (green) in CT-26 tumor section of BALB/c mice described in 4b. Nucleus staining is blue color. h. Frequencies of isolated intra-tumoral CD107a⁺ CD8⁺T cells (upper, left panel, p=0.018), IFN γ ⁺CD8⁺T cells (upper, right panel, p=0.033), Ki67 positive cell in NK cells (lower, left panel, p=0.045), and IFN γ ⁺ positive cell in NK

cells (lower, right panel, p=0.038) from mice bearing tumors treated with PBS (n=4 tumors) and GMS (n=4 tumors).

[0013] FIGS. 5a-5e demonstrate reprogrammed GMS strains suppressed tumor growth in HCT-116 SQ tumor model in vivo. a. Schematic route and timeline of GMS-based therapy. b. A set of representative live imaging of NSGTM mice with SQ injected HCT-116 cells captured before and after GMS strain IT injections, as described in 5a. c. Luciferase activities of tumor cells from NSGTM mice before and after GMS strain IT injections were analyzed. The error bar indicates SEM. (n=6, *p<0.05). Experiments were repeated independently for three times. d. The representative immunostaining of Ki67 staining of the tumor sections of NSGTM mice described in 5a. e. TUNEL staining of the tumor sections of NSGTM mice described in 5a.

[0014] FIGS. 6a-6g demonstrate reprogrammed GMS strains suppressed tumor progression by promoting cancer cell-killing in a transgenic colon tumor mouse model. a. Schematic route and timeline of GMS-based therapy. b. The representative image of colon from Apc^{flox/flox}/CDX2-CRE mice orally inoculated with PBS or GMS strains, as described in 6a. c. Numbers of polyps from colons of Apc^{flox/flox}/CDX2-CRE mice described in 6a. The error bar indicates SEM. (n=8, ****p<0.0001). d. Survival fraction curves of Apc^{flox/flox}/CDX2-CRE mice orally treated with PBS or GMS strains 3 times at 10 days interval (n=7, ****p<0.0001). e. The representative *Salmonella* staining (dark brown) in polyps from colons and rectums of Apc^{flox/flox}/CDX2-CRE mice described in 6a. f. TUNEL staining (green) in polyps from colons and rectums of Apc^{flox/flox}/CDX2-CRE mice described in 6a. g. Polyps were isolated from Apc^{flox/flox}/CDX2-CRE mice on day ten post-treatment, and then weighed, minced, and digested. Tumor-infiltrating lymphocytes were isolated for flow cytometry analysis: NK cells (left panel) and CD8⁺ T cells (right panel). The error bar indicates SEM. (n=5, ***p<0.001).

[0015] FIGS. 7a-7d demonstrate that reprogrammed GMS strains inhibit liver metastasis in a mouse model of orthotopic human colon cancer. a. Schematic route and timeline of GMS-based therapy. b. Representative live imaging of NSGTM mice, with cecally injected HCT-116 cells, orally treated with PBS or GMS strains. c. Representative imaging of liver metastasis and liver section H&E staining of the mice described in 7a. d. Numbers of liver metastatic tumors in mice (described in FIG. 7a) treated with PBS or GMS strains. The error bar indicates \pm SEM. (n=12, ***p<0.001).

[0016] FIGS. 8a-8d illustrate genetic engineering and characterization of GMS strains to enhance beneficial chemotaxis. a. Schematic illustration of experimental design to tag chromosomal chemoreceptor genes and quantify chemoreceptor synthesis. b. Western blot assay (using antibodies against Flag-tag and c-Myc-tag) on the constitutive over-expression of Tar or Tsr chemoreceptor in strains GMS371 and GMS372, compared to their wild-type parent strain χ 3761. c. Schematic illustration of experimental design to delete ribose/galactose chemoreceptor trg gene. d. Chemotaxis assay of strains GMS524 and χ 3761 with galactose as a chemoattractant. The representative images (left) of χ 3761 (top) and GMS524 (bottom) were captured after 12 hours of incubation. Histogram of swim ring size (right) represents three independent experiments, each in triplicate. Error bars represent SD (n=3, p=0.0008).

[0017] FIGS. 9a-9c are schematic illustrations of regulatory interactions on TRAIL expression and delivery. a. A

schematic diagram of regulatory interactions for delayed TRAIL synthesis in the pK5079 harboring GMS strains. Lad, expressed from a chromosomal arabinose-regulated repressor gene, regulates the TRAIL expression from P_{trc} promoter in pK5079. In the presence of arabinose (top), Lad is produced, which block TRAIL synthesis. In vivo, an arabinose-poor environment (bottom), the concentration of Lad decreases with each bacterial cell division, allowing increased TRAIL synthesis. b. Western blotting assay showing TRAIL expressions in strains GMS409(pK5079), GMS410(pK5079), GMS515(pK5079), and their precursor strains using an antibody against human TRAIL. Strain χ 11021 (pYA3681) is an empty plasmid control. c. A schematic diagram of regulatory interactions for TRAIL delivery. In the presence of arabinose, asdA, murA, and c2 are transcribed, allowing for bacterial growth and repression of the P_{22 PR} promoter by C2. In the absence of arabinose, the P_{BAD} promoters cease to be active, with no further synthesis of Asd and MurA or C2. The concentrations of Asd, MurA, and C2 decrease due to cell division, leading to reduced synthesis of DAP, muramic acid, and imbalanced synthesis of the rigid layer of the cell wall. As the C2 concentration drops, P_{22 P_R} is de-repressed, resulting in P_R-directed synthesis of antisense mRNA, which blocks translation of residual asdA and murA mRNA. These concerted activities lead to cell lysis and release of TRAIL.

[0018] FIG. 10 is an illustration of a plasmid map for pK5079.

DETAILED DESCRIPTION

[0019] The present disclosure addresses the aforementioned drawbacks of conventional methods for treating cancer, including current uses of oncolytic bacteria in cancer treatments. In particular, the methods and compositions described herein are based at least in part on the inventor's development of genetically modified *Salmonella* (GMS) capable of precise navigation to tumors and self-eradication. The GMS described herein armed with TRAIL to trigger cancer cell apoptosis. As demonstrated in the Examples, genetically modified *Salmonella* of this disclosure navigate to cancer cells, self-lyse, release TRAIL, and induce cancer cell apoptosis in vitro. Moreover, intratumorally injected GMS effectively suppress subcutaneous tumor growth, and orally administered GMS reduce the number of polyps and prolong lifespan in an in vivo model of colon cancer.

[0020] Accordingly, in a first aspect, provided herein is a genetically modified *Salmonella* bacterium, where the bacterium comprises a recombinant gene encoding human TRAIL. Also provided herein is a genetically modified *Salmonella* bacterium, where the bacterium comprises a recombinant gene encoding for increased expression of a methyl-accepting chemotaxis protein (MCP). Also provided herein is a genetically modified *Salmonella* bacterium, where the bacterium comprises a recombinant gene encoding for reduced toxicity of the bacterium in a plurality of non-tumor cells.

[0021] In some cases, the genetically modified *Salmonella* bacterium comprises a first recombinant gene encoding human TRAIL, a second recombinant gene encoding for increased expression of a methyl-accepting chemotaxis protein (MCP), and a third recombinant gene encoding for reduced toxicity of the bacterium in a plurality of non-tumor cells. Such genetically modified *Salmonella* bacteria are capable of self-eradication in vivo. Such GMS also exhibit

increased chemotaxis to tumor cells and increased tumoricidal activity relative to a *Salmonella* bacterium not comprising the first recombinant gene. As demonstrated in the Examples, lysis of the genetically modified *Salmonella* of this disclosure releases TRAIL, thus inducing apoptosis of cancer cells targeted by the modified bacteria. In some cases, other members of the tumor necrosis factor family, such as Tumor Necrosis Factor α (TNF α) and Fas Ligand (FasL), may be used in place of TRAIL. In such cases, TNF α or FasL is released by lysis of the genetically modified *Salmonella* to induce apoptosis of cancer cells targeted by the modified bacteria.

[0022] As used herein, the terms “genetically modified” and “genetically engineered” are used interchangeably and refer to a prokaryotic cell that includes an exogenous polynucleotide, regardless of the method used for insertion. In some cases, the cell has been modified to comprise a non-naturally occurring nucleic acid molecule that has been created or modified by the hand of man (e.g., using recombinant DNA technology) or is derived from such a molecule (e.g., by transcription, translation, etc.). A cell that contains an exogenous, recombinant, synthetic, and/or otherwise modified polynucleotide is considered to be an engineered cell. The term “altered,” as used herein, refers to any change in the nucleic acid sequence that results in the nucleic acid sequence not being expressed. In an exemplary embodiment, the alteration results in the nucleic acid sequence not being expressed in a host. In one embodiment, the alteration is a deletion. In another embodiment, the alteration places an exogenous nucleic acid under the control of a regulatable promoter, such that the nucleic acid is not expressed in a host.

[0023] Some embodiments of the instant disclosure comprise a species or subspecies of the *Salmonella* genera. For instance, the recombinant bacterium may be a *Salmonella* *Enterica* serovar. In an exemplary embodiment, a bacterium of the disclosure may be derived from (i.e., an isolate of) *S. Enterica* serovar Typhimurium, referred to herein as *Salmonella* *Typhimurium*, and also from *S. Typhi*, *S. Paratyphi*, *S. Enteritidis*, *S. Choleraesuis*, *S. Arizona*, or *S. Dublin*. In an exemplary embodiment, the recombinant bacterium is derived from *S. Typhimurium*. As used herein, “*Salmonella* *Typhimurium*” refers to an isolate of *Salmonella* *Typhimurium*. Likewise, the terms “*S. Typhi*,” “*S. Paratyphi*,” “*S. Enteritidis*,” “*S. Choleraesuis*,” “*S. Arizona*,” and “*S. Dublin*” as used herein refer to isolates of *Salmonella* *Typhi*, *S. Paratyphi*, *S. Enteritidis*, *S. Choleraesuis*, *S. Arizona*, and *S. Dublin*, respectively. As used herein the terms “strain” and “isolate” are used interchangeably.

[0024] As described and demonstrated herein, *Salmonella* are genetically modified to increase navigation of the bacteria to cancer cells (tumor cells) by modulating the expression of MCP, which are transmembrane chemoreceptors important for taxis (bacterial movement) toward or away from particular substrates. *Salmonella* MCPs include Tar (taxis towards aspartate and maltose, away from nickel and cobalt; aka cheM), Tsr (taxis towards serine, away from leucine, indole and weak acids), Trg (taxis towards sugars, galactose and ribose), Tap (taxis towards dipeptides), McpC (repellent response towards L-cystine), Tip, McpA, and McpB. The coding sequence of Tsr (Methyl-accepting chemotaxis protein) of *Salmonella* *Typhimurium* is acces-

sion number A0A0H3NL96. The coding sequence of Tar (Methyl-accepting chemotaxis protein II) of *S. Typhimurium* is accession number P02941.

[0025] In some cases, a recombinant bacterium of this disclosure is engineered for increased chemotaxis toward tumor cells by increasing expression of Tar and/or increasing expression of Tsr. In some cases, the genetic modification further comprise reducing expression of Trg. For example, a bacterium can be genetically altered to produce modified *Salmonella* having constitutive over-expression of one or more chemoreceptors such as Tar and Tsr. In some cases, a genetically modified *Salmonella* bacterium comprises mutation $\Delta P_{tar}::P_{trc \Delta lacO}$ tar. In other cases, the genetically modified *Salmonella* bacterium comprises mutations $\Delta P_{tar}::P_{trc \Delta lacO}$ tar, tsr: $\Delta P_{tsr}::P_{trc \Delta lacO}$ tsr, and Δtrg . In some cases, the genetically modified *Salmonella bacterium* is from strain GMS410(pK5079) or GMS515(pK5079). A plasmid map for pK5079 is provided in FIG. 10. Such strains include self-eradication vectors, TRAIL, and MCP mutations described herein for increased chemotaxis to tumor cells.

[0026] In certain embodiments, a recombinant bacterium of the disclosure may also be attenuated. As used herein, the term “attenuated” refers to the state of the bacterium wherein the bacterium has been weakened from its wild-type fitness by some form of recombinant or physical manipulation such that the bacterium’s virulence is reduced relative to a control (a non-recombinant/non-manipulated bacterium). This includes altering the genotype of the bacterium to reduce its ability to cause disease. However, the bacterium’s ability to colonize the tumor is, preferably, not substantially compromised. For instance, in one embodiment, regulated attenuation allows the recombinant bacterium to express one or more nucleic acids encoding products important for the bacterium to withstand stresses encountered in the host after immunization. This allows efficient invasion and colonization of tumor tissues before the recombinant bacterium is regulated to display the attenuated phenotype. As used herein in this context, the term “reduce/reduced” means a reduction of at least 10%, preferably 25%, even more preferably 50%, still more preferably 60%, even more preferably 70%, still more preferably 80%, even more preferably 90% and most preferably of 100% as compared to the appropriate control.

[0027] For genetically modified *Salmonella*, non-limiting examples of nucleic acid sequences which may be used for attenuation include: a pab nucleic acid sequence, a pur nucleic acid sequence, an aro nucleic acid sequence, an asdA nucleic acid sequence, murA, nadA, pncB, galE, pmi, fur, rpsL, ompR, htrA, hemA, cdt, cya, crp, dam, phoP, phoQ, rfc, poxA, galU, mviA, sodC, recA, ssrA, sirA, inv, hilA, rpoE, figM, tonB, slyA, and any combination thereof. Generally, the nucleic acids provided above as non-limiting examples encode “attenuation proteins,” meaning any protein the absence of which attenuates a bacterium. The “ Δ ” as used herein, refers to gene deletion. The “ $::$ ” as used herein, refers to gene insertion. The “asd” refers to a gene encoding aspartate-semialdehyde dehydrogenase. The asd mutants (“ Δ asd”) of Gram-negative bacteria have an obligate requirement for diaminopimelic acid (DAP), which is an essential constituent of the peptidoglycan layer of the cell wall of these organisms. The “murA” refers to a gene required for the synthesis of the peptidoglycan layer of the bacterial cell wall. Like asdA mutants, murA mutants (“ Δ murA”) are deficient in bacterial cell wall synthesis.

[0028] In some cases, the genetically modified bacterium is further modified such that the recombinant bacterium is capable of regulated attenuation. Generally speaking, the bacterium comprises a chromosomally integrated regulatable promoter. The promoter replaces the native promoter of, and is operably linked to, at least one nucleic acid sequence encoding an attenuation protein, such that the absence of the function of the protein renders the bacterium attenuated. In some embodiments, the promoter is modified to optimize the regulated attenuation.

[0029] In some cases, the genetically modified bacterium is further modified such that the recombinant bacterium exhibits a reduced expression of immunosuppressive membrane proteins, which are typically overexpressed during *Salmonella* infection. Generally speaking, the bacterium comprises chromosomal gene mutations, largely originates from the *Salmonella* pathogenicity island 2 (SPI2), which encodes proteins associated with induction of programmed death ligand 1 (PD-L1) expression. PD-L1 is an immunosuppressive membrane protein that binds to T cells via the PD-1 receptor and thereby halts their activation. PD-L1 expression plays an essential role in the immunological tolerance of self-antigens but is also exploited for immune evasion by pathogen-infected cells and cancer cells. It has been demonstrated that *Salmonella* infection of intestinal epithelial cells combined with gamma interferon (IFN γ) causes the synergistic induction of PD-L1. The increased expression of PD-L1 through *Salmonella* infection was seen in both human and rat intestinal epithelial cell lines. It was determined that cellular invasion by the bacteria is necessary for PD-L1 induction, potentially indicating that *Salmonella* strains are delivering mediators from inside the host cell that triggers the increased PD-L1 expression. In addition, *Salmonella* plus IFN γ induction of PD-L1 decreased the cytokine production of activated T cells. Knockout mutants, including but not limited to AsseL, AspVD or Δ ssrAB, cause the absence of the function of specific proteins to prevent the induction of PD-L1 expression. In some embodiments, the mutations are combined to maximize the effect of selected mutations. In some cases, a genetically modified *Salmonella* bacterium comprises one or more mutations selected from AsseL, AspVD, and/or Δ ssrAB. The term “sseL” refers to a gene encoding sulfatase/phosphatase/protease, which acts as a deubiquitinase in infected host cells. The term “spvD” refers to a gene encoding cysteine hydrolase, which negatively regulates the NF- κ B signaling pathway and promotes virulence of *S. Typhimurium* in mice. The term “ssrAB” refers to chromosomal loci located within SPI-2, which encodes two-component regulatory system SsrAB, which regulates the expression of several operons in SPI-2 and, in addition, a large number of genes for non-SPI2-encoded effector proteins.

[0030] In another aspect, provided herein are methods for producing genetically modified *Salmonella* bacteria having increased tumoricidal activity. In exemplary embodiments, the method comprises: transforming a first recombinant gene into a regulated attenuation strain of *Salmonella* forming a strain B, the first recombinant gene encoding for chemotaxis of the strain B toward a plurality of tumor cells; transforming a second recombinant gene into the strain B forming a strain C, the second recombinant gene encoding for (i) reduced toxicity of strain C in a plurality of non-tumor cells; and (ii) toxicity of strain C in the plurality of tumor cells; and transforming a third recombinant gene into the strain C

forming a strain D, the third recombinant gene encoding for activation of tumoricidal activity. In some cases, the first recombinant gene encodes for synthesis of Tar or synthesis of Tsr. Preferably, the third recombinant gene can encode human TRAIL. In some cases, strain D comprises mutation $\Delta P_{tar::P_{trc \Delta lacO}}$ tar, or comprises mutations $\Delta P_{tar::P_{trc \Delta lacO}}$ tar, $\Delta P_{tsr::P_{trc \Delta lacO}}$ tsr, and Δtrg . In some cases, strain D is GMS410(pK5079). In other cases, strain D is GMS515 (pK5079).

[0031] The genetically modified *Salmonella* described herein can be used in any of a variety of applications. For example, the genetically modified *Salmonella* can be used in therapeutic methods to treat cancer or a cancer-associated condition. In some cases, a method of treating cancer in a subject in need thereof will comprise administering an effective amount of a modified *Salmonella* bacterium having the genetic modifications described herein and, thus, being tumor navigating, self-eradicating, and armed with TRAIL to trigger tumor cell apoptosis, to the subject, whereby the genetically modified *Salmonella* bacterium treats cancer in the subject. As used herein, the term “effective amount” means, in the context of a composition, an amount of an immunogenic composition capable of inducing an immune response that reduces the incidence of or lessens the severity of infection or incident of disease in an animal. Alternatively, in the context of a therapy, the term “effective amount” refers to the amount of a therapy which is sufficient to reduce or ameliorate the severity or duration of a disease or disorder (e.g., cancer), or one or more symptoms thereof, prevent the advancement of a disease or disorder, cause the regression of a disease or disorder, prevent the recurrence, development, onset, or progression of one or more symptoms associated with a disease or disorder, or enhance or improve the prophylaxis or treatment of another therapy or therapeutic agent. The effective amount to be administered will depend upon the host receiving the modified bacteria as well as factors such as the size, weight, and age of the host.

[0032] As used herein, “subject” refers to an animal or a patient for whom the described treatment is intended. In exemplary embodiments, subjects treated according to the methods provided herein are human. In other cases, subjects treated according to the methods provided herein are non-human mammals, including by way of example and not limitation, members of rodentia (e.g., mouse, rat, guinea pig), lagomorpha (e.g., rabbits, hares), perissodactyla (e.g., horses, donkeys, etc.), artodactyla (e.g., pigs, cows, sheep), carnivora (e.g., cats, canines), and primates (e.g., apes, monkeys, baboons, and humans).

[0033] As used herein, the terms “treat” and “treating” refer to both therapeutic treatment and prophylactic or preventative measures, wherein the object is to treat, rescue, ameliorate, or otherwise lessen an undesired symptom or condition associated with cancer or any condition associated with aberrant cell proliferation. In some cases, the term “treated” refers to any beneficial effect on progression of a disease or condition. Beneficial effects can include reversing, alleviating, inhibiting the progress of, preventing, or reducing the likelihood of the disease or condition to which the term applies or one or more symptoms or manifestations of such a disease or condition. Where the disease or condition is a cancer or cancer-associated condition, treating can refer to the management and care of a patient for the purpose of combating cancer, and can include reversing, alleviating, inhibiting the progress of, preventing, or reducing the like-

lihood of, or lessening the severity of any aspect of the cancer or cancer-associated condition (e.g., metastasis, tumor growth). As used herein, the terms “preventing” and “prevent” refer not only to a complete prevention of a certain disease or condition, but also to partially or substantially attenuating, reducing the risk of, or delaying the development or recurrence of the disease or condition to which the term applies.

[0034] In some cases, the methods provided herein are directed to treating or preventing a cancer in a subject by administering a composition provided herein. In other cases, the present disclosure provides a method of inhibiting, retarding, or preventing growth of a tumor or tumor cells in a subject. In exemplary embodiments, colon cancer (colorectal cancer) is treated using the methods provided herein. Examples of other cancers appropriate for methods of treating or preventing as provided herein include, without limitation, lung cancer, pancreatic cancer, prostate cancer, skin cancer, bladder cancer, kidney cancer, ovarian cancer, colorectal cancer, breast cancer, cervical cancer, brain cancer, esophageal cancer, and stomach cancer. Other diseases or conditions appropriate for methods of treating or preventing as provided herein include, without limitation, lymphoma and chronic and acute leukemia.

[0035] Any appropriate route or mode of administration to the subject can be employed according to a method provided herein. In some cases, administering comprises oral administration of the genetically modified *Salmonella* bacterium. In other cases, administering comprises intra-tumoral injection of the genetically modified *Salmonella* bacterium. The mode of administration can be determined based on the physical location, type, or number of tumors in the subject's body.

[0036] Clinicians, physicians, and other health care professionals can administer genetically modified *Salmonella* bacteria to a subject in need thereof according to a method provided herein. In some cases, a single administration of the composition may be sufficient. In other cases, more than one administration of the composition is performed at various intervals (e.g., once per week, twice per week, daily, monthly) or according to any other appropriate treatment regimen. The duration of treatment can be a single dose or periodic multiple doses for as long as administration of a composition provided herein is tolerated by the subject.

[0037] Any appropriate method can be practiced to determine, detect, or monitor a subject's response to treatment according to a method provided herein. As used herein, “determining a subject's response to treatment” refers to the assessment of the results of a therapy in a subject in response to administration of a composition provided herein or to treatment according to a method provided herein. For example, a subject's condition can be monitored continuously or evaluated at appropriate time intervals (e.g., at regular or irregular time points) to detect and/or monitor any changes in disease progression (e.g., change in tumor size) as an indicator of the subject's response to a composition comprising genetically modified *Salmonella* bacteria as described herein. In some cases, tumors can be measured to detect or monitor any change in, for example, tumor size or tumor growth rate (e.g., tumor expansion or shrinkage, inhibited or accelerated tumor growth rate). For example, detection methods such as computed tomography (CT), magnetic resonance imaging (MRI) scanning, and x-ray (e.g., chest x-ray) can be used. In some cases, ultrasound

examinations can be used to detect and measure tumor regression or to detect progression of lesions. In other cases, evaluation of a tumor can involve cytology or histology of, for example, biopsy samples. For solid tumors, evaluation of a subject's response to treatment as provided herein can include assessing RECIST ("Response Evaluation Criteria in Solid Tumors"). RECIST criteria can be used to evaluate a subject's response to the therapy used to treat their disease or condition. See, for review, Therasse et al., *J. Natl. Cancer Inst.* 92:205-16, 2000.

[0038] The term "promoter", as used herein, may mean a synthetic or naturally-derived molecule which is capable of conferring, activating or enhancing expression of a nucleic acid in a cell. A promoter may comprise one or more specific transcriptional regulatory sequences to further enhance expression and/or to alter the spatial expression and/or temporal expression of same.

[0039] The terms "nucleic acid" and "nucleic acid molecule," as used herein, refer to a compound comprising a nucleobase and an acidic moiety, e.g., a nucleoside, a nucleotide, or a polymer of nucleotides. Nucleic acids generally refer to polymers comprising nucleotides or nucleotide analogs joined together through backbone linkages such as but not limited to phosphodiester bonds. Nucleic acids include deoxyribonucleic acids (DNA) and ribonucleic acids (RNA) such as messenger RNA (mRNA), transfer RNA (tRNA), etc. Typically, polymeric nucleic acids, e.g., nucleic acid molecules comprising three or more nucleotides are linear molecules, in which adjacent nucleotides are linked to each other via a phosphodiester linkage. In some embodiments, "nucleic acid" refers to individual nucleic acid residues (e.g. nucleotides and/or nucleosides). In some embodiments, "nucleic acid" refers to an oligonucleotide chain comprising three or more individual nucleotide residues. As used herein, the terms "oligonucleotide" and "polynucleotide" can be used interchangeably to refer to a polymer of nucleotides (e.g., a string of at least three nucleotides). In some embodiments, "nucleic acid" encompasses RNA as well as single and/or double-stranded DNA. Nucleic acids may be naturally occurring, for example, in the context of a genome, a transcript, an mRNA, tRNA, rRNA, small interfering RNA (siRNA), small nuclear RNA (snRNA), a plasmid, cosmid, chromosome, chromatid, or other naturally occurring nucleic acid molecule. On the other hand, a nucleic acid molecule may be a non-naturally occurring molecule, e.g., a recombinant DNA or RNA, an artificial chromosome, an engineered genome, or fragment thereof, or a synthetic DNA, RNA, DNA/RNA hybrid, or include non-naturally occurring nucleotides or nucleosides. Furthermore, the terms "nucleic acid," "DNA," "RNA," and/or similar terms include nucleic acid analogs, i.e. analogs having other than a phosphodiester backbone. Nucleic acids can be purified from natural sources, produced using recombinant expression systems and optionally purified, chemically synthesized, etc. Where appropriate, e.g., in the case of chemically synthesized molecules, nucleic acids can comprise nucleoside analogs such as analogs having chemically modified bases or sugars, and backbone modifications. A nucleic acid sequence is presented in the 5' to 3' direction unless otherwise indicated. In some embodiments, a nucleic acid is or comprises natural nucleosides (e.g. adenosine, thymidine, guanosine, cytidine, uridine, deoxyadenosine, deoxythymidine, deoxyguanosine, and deoxycytidine); nucleoside analogs (e.g., 2-aminoadenosine, 2-thiothymi-

dine, inosine, pyrrolo-pyrimidine, 3-methyl adenosine, 5-methylcytidine, 2-aminoadenosine, C5-bromouridine, C5-fluorouridine, C5-iodouridine, C5-propynyl-uridine, C5-propynyl-cytidine, C5-methylcytidine, 2-aminoadenosine, 7-deazaadenosine, 7-deazaguanosine, 8-oxoadenosine, 8-oxoguanosine, O(6)-methylguanine, and 2-thiocytidine); chemically modified bases; biologically modified bases (e.g., methylated bases); intercalated bases; modified sugars (e.g., 2'-fluororibose, ribose, 2'-deoxyribose, arabinose, and hexose); and/or modified phosphate groups (e.g., phosphorothioates and 5'-N-phosphoramidite linkages).

[0040] Nucleic acids and/or other constructs of the disclosure may be isolated. As used herein, "isolated" means to separate from at least some of the components with which it is usually associated whether it is derived from a naturally occurring source or made synthetically, in whole or in part.

[0041] The terms "protein," "peptide," and "polypeptide" are used interchangeably herein and refer to a polymer of amino acid residues linked together by peptide (amide) bonds. The terms refer to a protein, peptide, or polypeptide of any size, structure, or function. Typically, a protein, peptide, or polypeptide will be at least three amino acids long. A protein, peptide, or polypeptide may refer to an individual protein or a collection of proteins. One or more of the amino acids in a protein, peptide, or polypeptide may be modified, for example, by the addition of a chemical entity such as a carbohydrate group, a hydroxyl group, a phosphate group, a farnesyl group, an isofarnesyl group, a fatty acid group, a linker for conjugation, functionalization, or other modification, etc. A protein, peptide, or polypeptide may also be a single molecule or may be a multi-molecular complex. A protein, peptide, or polypeptide may be just a fragment of a naturally occurring protein or peptide. A protein, peptide, or polypeptide may be naturally occurring, recombinant, or synthetic, or any combination thereof. A protein may comprise different domains, for example, a nucleic acid binding domain and a nucleic acid cleavage domain. In some embodiments, a protein comprises a proteinaceous part, e.g., an amino acid sequence constituting a nucleic acid binding domain.

[0042] Nucleic acids, proteins, and/or other moieties of the disclosure may be purified. As used herein, purified means separate from the majority of other compounds or entities. A compound or moiety may be partially purified or substantially purified. Purity may be denoted by weight measure and may be determined using a variety of analytical techniques such as but not limited to mass spectrometry, HPLC, etc.

[0043] In interpreting this disclosure, all terms should be interpreted in the broadest possible manner consistent with the context. It is understood that certain adaptations of the disclosure described in this disclosure are a matter of routine optimization for those skilled in the art, and can be implemented without departing from the spirit of the disclosure, or the scope of the appended claims.

[0044] So that the compositions and methods provided herein may more readily be understood, certain terms are defined:

[0045] As used in this specification and the appended claims, the singular forms "a," "an," and "the" include plural references unless the context clearly dictates otherwise. Any reference to "or" herein is intended to encompass "and/or" unless otherwise stated.

[0046] The terms "comprising", "comprises" and "comprised of" as used herein are synonymous with "including",

“includes” or “containing”, “contains”, and are inclusive or open-ended and do not exclude additional, non-recited members, elements, or method steps. The phraseology and terminology used herein is for the purpose of description and should not be regarded as limiting. The use of “including,” “comprising,” “having,” “containing,” “involving,” and variations thereof, is meant to encompass the items listed thereafter and additional items. Embodiments referenced as “comprising” certain elements are also contemplated as “consisting essentially of” and “consisting of” those elements. Use of ordinal terms such as “first,” “second,” “third,” etc., in the claims to modify a claim element does not by itself connote any priority, precedence, or order of one claim element over another or the temporal order in which acts of a method are performed. Ordinal terms are used merely as labels to distinguish one claim element having a certain name from another element having a same name (but for use of the ordinal term), to distinguish the claim elements.

[0047] The terms “about” and “approximately” shall generally mean an acceptable degree of error for the quantity measured given the nature or precision of the measurements. Typical, exemplary degrees of error are within 10%, and preferably within 5% of a given value or range of values. Alternatively, and particularly in biological systems, the terms “about” and “approximately” may mean values that are within an order of magnitude, preferably within 5-fold and more preferably within 2-fold of a given value. Numerical quantities given herein are approximate unless stated otherwise, meaning that the term “about” or “approximately” can be inferred when not expressly stated.

[0048] Unless otherwise defined, all technical terms used herein have the same meaning as commonly understood by one of ordinary skill in the art to which this disclosure belongs. As used herein and in the claims, the singular forms “a,” “an,” and “the” include the singular and the plural reference unless the context clearly indicates otherwise. Thus, for example, a reference to “an agent” includes a single agent and a plurality of such agents. Any reference to “or” herein is intended to encompass “and/or” unless otherwise stated.

[0049] Various exemplary embodiments of compositions and methods according to this disclosure in addition to those shown and described herein will become apparent to those skilled in the art from the foregoing description and the following examples and fall within the scope of the appended claims. Those skilled in the art will recognize, or be able to ascertain using no more than routine experimentation, many equivalents to the specific embodiments of the disclosure described herein. Such equivalents are intended to be encompassed by the following claims.

EXAMPLES

[0050] The following examples will enable one of skill in the art to more readily understand the principles thereof. The following examples are presented by way of illustration and are not meant to be limiting in any way.

[0051] The inventor previously developed a self-destructing *Salmonella* lysis system in which the bacteria are attenuated, yet capable of synthesizing a selected protein or harboring a DNA vaccine, to serve as vaccine delivery platforms against various infectious diseases. The *Salmonella* lysis system contained two components: a lysis *Salmonella* strain and a lysis vector. The *Salmonella* lysis

strains harbor a deletion of *asdA* and the arabinose-regulated expression of *murA*, two genes required for the synthesis of the peptidoglycan layer of the bacterial cell wall. They also contain additional mutations intended to enhance bacterial cell lysis and antigen or DNA vaccine delivery. The lysis vector cooperatively works with its host *Salmonella* lysis strain to facilitate the arabinose-dependent bacterial cell wall synthesis needed for bacterial reproduction. Upon invasion of host tissues, which is an arabinose-free environment, synthesis of the bacterial cell wall eventually ceases. This leads to bacterial cell lysis to release cell contents after bacteria accumulate in host tissues and accomplish *Salmonella* self-eradicating. Experiments were undertaken to genetically engineer the lysis strains into a versatile set of tumor navigating anti-cancer material delivering vehicles.

[0052] Five to six percent of individuals will develop colorectal cancer (CRC) over their lifetime in the United States. The heavy burden that CRC imposes on our society emphasizes the need to develop effective strategies to prevent and treat this disease. It has been reported that mutations of the adenomatous polyposis coli (APC) gene predispose individuals to familial adenomatous polyposis (FAP), characterized by multiple tumors in the large intestine. Mice carrying a CDX2P-NLS-Cre recombinase transgene and a loxP-targeted *Apc* allele develop mainly colorectal tumors after tamoxifen induction. A transgenic *Apc*^{lox/lox}/CDX2-CRE colon tumor mouse models greatly mimic human FAP-associated colorectal cancer and sporadic colorectal cancer. Moreover, direct orthotopic cell microinjection, between the mucosa and the muscularis externa layers of the cecal wall of immunocompromised NOD. Cg-Prkdcscid I12rgtm1Wjl/SzJ (NSGTM) mice, induces tumor foci in the most relevant metastatic sites observed in humans. The application of this procedure to the human colorectal cancer cell lines HCT-116 yielded high tumor takes and dissemination rates, replicating the metastatic spread to lymph nodes, liver, lung, and peritoneum observed in advanced human colorectal cancer. To faithfully recapitulate human CRC, in addition to allograft and xenograft subcutaneous tumor models, the transgenic and orthotopic colon tumor mouse models were used to evaluate our re-engineered GMS therapeutic strains on inhibition of tumor growth and cancer metastasis.

[0053] The *Salmonella* chemotaxis system was engineered to develop tumor navigating, self-eradicating, and TRAIL-armed genetically engineered *Salmonella*. These GMS hold tumor-navigating features and are able to release TRAIL into tumor bed via *Salmonella* cell lysis leading to the induction of tumor cell apoptosis. These GMS were comprehensively evaluated to assure the safety and demonstrate their efficacy on the suppression of cancer growth and metastasis in subcutaneous, orthotopic, and transgenic colon cancer mouse models. These GMS dramatically induced a variety of types of cancer cell death in vitro. Intra-tumor (IT) injected GMS significantly reduced tumor growth in both allograft and xenograft subcutaneous colon cancer mouse models. Moreover, oral administrated (OR), a convenient and less toxic route than parenteral administration, GMS reduced significant tumor growth in the transgenic CRC mouse model and inhibited metastasis in the xenograft orthotopic colon cancer mouse model.

[0054] Materials and Methods

[0055] Attachment and invasion assay of GMS strain in cancer cells

[0056] This assay was performed following the protocol previously described by S. Stender et al., with minor modifications. Briefly, 0.1×10^6 HCT-116 or CT-26 cells were seeded into a 4-well Nunc® Lab-Tek® Chamber Slide (154526, Thermo Fisher Scientific) for 24 hours in a tissue culture medium containing 10% FBS. GMS strains were grown overnight in LA broth and then diluted 1:20 into a fresh LA medium, grown until OD_{600} nm reached 0.9. To start the assay, bacteria were spun down and re-suspended with 500 μ l of tissue culture medium without FBS. HCT-116 or CT-26 cells were incubated with the bacteria suspension at a multiplicity of infection (MOI; the number of bacteria per cell) of 200:1 at 37° C., 5% CO₂ for 90 minutes. Then the cells were washed three times with phosphate-buffered saline (PBS) and fixed in PBS containing 3.7% paraformaldehyde. Extracellular bacteria were stained with a mouse monoclonal anti-*Salmonella* antibody (NB110-16952, Novus Biological, 1:200) and a secondary anti-mouse-Alexa Fluor 488 conjugate (A11001, Thermo Fisher Scientific, 1:200). After permeabilization of the cell membrane (3 minutes in PBS, 0.1% Triton X-100), intracellular bacteria were stained with the anti-*Salmonella* antibody (NB110-16952, Novus Biological, 1:200) and a secondary anti-mouse-Alexa Fluor 555 conjugate (A21422, Thermo Fisher Scientific, 1:200). The nuclei of cancer cells were stained with 4,6-diamidino-2-phenylindole (DAPI). Samples were mounted and analyzed using an EVOS™ FL Auto Imaging System (Thermo Fisher Scientific).

[0057] Apoptosis Cell Detection by Flow Cytometry Analysis

[0058] Cancer cells were harvested after being treated with the control vehicle or desired GMS stains at a MOI of 20:1 for 16 hours. Cell death was detected using the Annexin V-FITC kit (4830-01-K, Trevigen) or FITC Annexin V Apoptosis Detection Kit (640914, Biolegend) following the manufactory protocols. Samples were then analyzed by flow cytometry (Beckman counter). The percentage of dead cells from each sample was analyzed using Kaluza Analysis Software (Beckman counter).

[0059] Transwell Chemotaxis Assays

[0060] 0.5×10^6 /well of HCT-116 or CT-26 cells were cultured in a 6-well plate with a medium containing 10% FBS for 24 hours before the assay, and then the cells were cultured in the 1.5 mL tissue culture medium without FBS during the assay. GMS strains were grown overnight in LA broth, and then diluted 1:20 into fresh LA medium grown until OD_{600} nm reached 0.9. Next, 200 μ l bacteria solutions from each GMS strain were spun down and re-suspended into 200 μ l tissue culture media, then added to the top of the insert wells (3 μ m pore) (353092, BD Falcon) and covered with an 800 μ l soft swimming agar layer (0.25% agar, 1% tryptone). The insert wells with GMS strains were put into the 6-well plates with HCT-116 or CT-26 cells to incubate at 37° C. for 6 hours. 100 μ l culture media from the bottom section were 182 sub-cultured on a LA agar plate at 37° C. for 16 hours. Colonies from each plate were counted.

[0061] Animal Models

[0062] All animal experiments conform to our animal protocols approved by the Institutional Animal Care and Use Committee. We aimed for at least three animals per group (range 3-12 mice) to allow basic statistical inference while

using a justifiable number of mutant mice. Mice of similar ages were randomly allocated into different groups.

[0063] Subcutaneous CT-26 tumors in BALB/c mice: BALB/c mice were purchased from Charles River Laboratories (Worcester, MA). 1×10^5 CT-26 cells were injected into the flanks of the BALB/c mice at 6-8 weeks old. For the colonization assay, 1×10^8 CFU of each GMS strain in 20 μ l of PBS was intra-tumor injected when the tumor size reached 0.3 mm³ (3 mice/group). Mice were euthanized at day 9 post-inoculation, and their spleens and tumors were collected aseptically. Tissues were homogenized and plated on LB agar with 0.2% arabinose to evaluate colonization and persistence, and onto LB agar plates without arabinose to confirm arabinose dependency. For the safety and anti-cancer efficacy assays, mice were treated with 1×10^8 CFU GMS strain in 20 μ l of PBS by intra-tumor injection when the tumor size reached 0.3 mm³.

[0064] Subcutaneous HCT-116 tumors in NSG™ mice: NSG™ mice were obtained from Jackson Laboratory. About 1×10^6 HCT-116 cells were injected into the flanks of NSG™ mice at 6-8 weeks old. These mice were treated with GMS strains (20 μ l, 1×10^9 CFU in PBS) by intra-tumor injection when the tumor size reached 0.3 mm³.

[0065] Transgenic APC^{fllox/fllox} and CDX2-CRE tumor models: APC^{fllox/fllox} and CDX2-CRE mice (Jackson Laboratory) were crossed to generate C57BL/6J (Apc^{fllox/fllox}/CDX2-CRE) mice. At 8 weeks old, Apc^{fllox/fllox}/CDX2-CRE mice were injected with Tamoxifen (T5648-19, Sigma-Aldrich) (IP, 25 mg/kg body weight) in sunflower seed oil (S1929, Spectrum) to induce polypus formation in the large intestine. These mice were orally treated with GMS strains (30 μ l, 1×10^9 CFU) 10 days post Tamoxifen induction. Mice were euthanized 10 days after inoculation, and the colorectal polypi were analyzed. For survival assay, mice were treated orally with GMS every 10 days for three treatments, beginning 10 days post-Tamoxifen injection.

[0066] Liver metastasis in NSG™ orthotopic mouse models: about 5×10^4 HCT-116 cells were injected into the cecal wall of NSG™ mice at 8 weeks old. Mice were orally treated with GMS strains (30 μ l, 1×10^9 CFU) 7 days after surgery. Mice were euthanized 35 days after inoculation, and the tumor numbers in livers were recorded.

[0067] Immunohistochemical Staining

[0068] Paraffin-embedded tissue sections (5 μ m thick) were stained with an anti-Ki67 rabbit antibody (12202, 1:400, cell signaling technology) or an anti-*Salmonella* rabbit antibody (NB600-1087, 1:200, Novus Biologicals) overnight at 4° C. The immunohistochemical staining was completed by using a VECTASTAIN Elite ABC HRP Kit (PK-6100, Vector laboratory) and a DAB Peroxidase (HRP) Substrate Kit (SK-4100, Vector laboratory) following the manufacturer's protocols. Samples were mounted and analyzed using an EVOS™ 227 FL Auto Imaging System (Thermo Fisher Scientific).

[0069] Isolation of Immunocytes from Tumor and Flow Cytometry Analysis

[0070] CT-26 cells (approximately 1×10^5) were implanted in the hind flanks of BALB/c mice. When tumors reached 150 mm³ in volume (day 0), mice were treated with PBS or GMS515(pK5097). Tumor tissues were carefully separated on day seven post-treatment. For transgenic Apc^{fllox/fllox}/CDX2-CRE mice, polyps were isolated under the dicing microscope were weighted and minced. Then tumor tissues were minced and digested using digestion buffer (RPMI

medium containing 5% FBS, 200 units/ml of collagenase, and 25 U/ml DNase I) (Gibco) for 1 hour at 37° C. under slow rotation. Discontinuous (44% and 67%) percoll (GE) separation method was used to enrich immunocytes. Immunocyte cells isolated from tumor were incubated for 30 min on ice with the appropriate combination of the following antibodies (Biolegend) in staining buffer (PBS with 0.1% BSA) at the following dilution: CD45-PB (1:200), or CD45-FITC (1:200), CD3-PB (1:100), CD8a-PE-Cy7 (1:100), CD107a-FITC (1:50), IFN- γ -FITC (1:50), CD335-PE (1:100). For analysis of IFN γ positive T cells and NK cells, isolated colonic immune cells (approximately 5×10^6 cells/well) were incubated with CT-26 tumor cells (approximately 1×10^6 cells/well) in a 6-well plate with brefeldin A, 5 μ g/ml (Biolegend) in RPMI supplemented medium with 10% FBS. Cells were incubated at 37° C. for 4 hours, then were washed and stained with cell surface markers. Cells were fixed and permeabilized using a Cytotfix/Cytoperm kit (BD biosciences) followed by intracellular cytokine detection with anti-IFN γ -FITC (1:50) in a permeabilization buffer at 4° C. for 30 minutes. After the cells were washed twice with 1 ml of the labeling buffer, they were analyzed on a Gallios flow cytometer (Beckman Coulter).

[0071] Bacterial Strains and Plasmids

[0072] Bacterial strains, plasmids, and primers used in this study are provided herein. *S. Typhimurium* strains with *asdA* gene deletions were grown at 37° C. in LB broth or on LB agar supplemented with 50 μ g/ml DAP. Transformants containing *araC* PBAD *asdA* *murA* plasmids were selected on LB agar plates containing 0.2% arabinose (LA). LB agar, containing 5% sucrose and no sodium chloride, was used for *sacB* gene-based counter-selection in allelic exchange experiments. When required, 25 μ g/ml chloramphenicol was added to the culture media. For mouse inoculation, *Salmonella* strains were grown with aeration in LA broth to an optical density at 600 nm (OD600) of 0.9 from a non-aerated static overnight culture. *Salmonella* cells were resuspended in PBS at appropriate CFU. The exact CFU of each inoculum were determined by titer tests after inoculation.

[0073] General DNA Procedures

[0074] DNA manipulations were carried out as described by Sambrook et al. Oligonucleotides were synthesized by Integrated DNA Technologies (IDT). *Escherichia coli* and *Salmonella* were transformed by electroporation. Suicide vector technology was used to generate precise deletion/deletion-insertion mutations. Conjugational transfer of suicide vectors was performed using the suicide vector donor strain χ 7213. PCR amplification was used to obtain DNA fragments for cloning and verification of chromosomal deletion mutations. All plasmid constructs and chromosomal deletion mutations were further verified by nucleotide sequencing.

[0075] Construction of tumor-navigating strains GMS410 and GMS515

[0076] Suicide vectors pK4946 ($\Delta P_{tar}::P_{trc \Delta lacO}$ tar) and pK4947 ($\Delta P_{tsr}::P_{trc \Delta lacO}$ tsr) were constructed using primers listed in Table 1. Briefly, DNA cassettes (the upstream DNA flanking sequence promoter $P_{trc \Delta lacO}$ —downstream flanking sequence) were inserted into the suicide vector pRE112 (Table 1). Suicide vector pK4948 (for mutation Δ trg) was constructed by inserting the flanking sequence of gene *trg* into suicide vector pRE112. To test the tumor-navigating feature of mutations $\Delta P_{tar}::P_{trc \Delta lacO}$ tar, $\Delta P_{tsr}::P_{trc \Delta lacO}$ tsr, and Δ trg, each single mutation was created in *Salmonella* by

conjugating wild-type strain χ 3761 with *E. coli* strain χ 7213 carrying suicide vector pK4946, pK4947, or pK4948. The resulting strains were named GMS371, GMS372, and GMS525 (Table 1). Then, single mutation $\Delta P_{tar}::P_{trc \Delta lacO}$ tar or triple mutations $\Delta P_{tar}::P_{trc \Delta lacO}$ tar, $\Delta P_{tsr}::P_{trc \Delta lacO}$ tsr, and Δ trg, were introduced into strain GMS409 by conjugation to achieve the tumor-navigating strains GMS410 and GMS515, respectively.

[0077] The promoter sequence for $P_{trc \Delta lacO}$ DNA cassette is set forth in the accompanying sequence listing as SEQ ID NO:1:

```
(SEQ ID NO: 1)
5' -ATTCTGAAATGAGCTGTTGACAATTAATCATCCGGCTCGTATAAT
      -35                               -10
GTGTAGATGCGTAGGCACCTGTTACGACGAAACACACAGGAACAGAGA
      random sequence                SD
CC-3'
```

[0078] Nucleic acid sequences for plasmids pK4946, pK4947, and pK4948 are provided as SEQ ID NO:3, SEQ ID NO:5, and SEQ ID NO:6, respectively.

[0079] Construction of TRAIL Expressing Lysis Vector pK5079

[0080] The cDNA fragment of human TRAIL gene (GenBank: ABM84955.1) was derived from plasmid pDNR-Dual_with_human_insert (Clone ID: HsCD00001122, DNASU). The amplified TRAIL sequence was inserted into lysis vector pYA3681 to achieve TRAIL expressing lysis vector pK5079 (see FIG. 10). Nucleic acid sequence for plasmid pK5079 is provided as SEQ ID NO:7. Then, pK5079 was transformed into strains GMS409, GMS410, and GMS515. The final tumor-navigating GMS strains evaluated in this study were GMS410(pK5079) and GMS515(pK5079), with GMS409(pK5079) serving as a negative control of chemoreceptor modification. The expression of the TRAIL protein in the isopropyl β -D-1-thiogalactopyranoside (IPTG)-induced GMS cells was verified by SDS/PAGE and western blot analysis.

[0081] Construction of Suicide Vectors to Create GMS Strains Preventing *Salmonella*-Induced PD-L1 Overexpression.

[0082] Suicide vectors pK4951 (Δ sseL), pK4952 (Δ spvD), and pK4953 (Δ ssrAB) were constructed using primers listed in Table 1. Briefly, DNA cassettes (the upstream DNA flanking sequence- downstream flanking sequence) were inserted into the suicide vector pRE112 (Table 1). Suicide vectors pK4951 (for mutation *SseL*), pK4952 (for mutation *SpvD*), and pK4953 (for mutation *SsrAB*) were constructed by inserting the flanking sequence of genes *sseL*, *spvD*, and *ssrAB* into suicide vector pRE112, respectively. To test the effect of these mutations on *Salmonella*-induced PD-L1 overexpression, Δ sseL, Δ spvD, and Δ ssrAB, each single mutation will be created in *Salmonella* by conjugating wild-type strain χ 3761 with *E. coli* strain χ 7213 carrying suicide vector pK4951, pK4952, or pK4953. Then, single mutation Δ sseL, Δ spvD, and Δ ssrAB will be introduced into strain GMS515 by conjugation, respectively.

[0083] Nucleic acid sequences for plasmids pK4951, pK4952, and pK4953 are provided as SEQ ID NO:41, SEQ ID NO:42, and SEQ ID NO:43, respectively.

[0084] Strain Characterization

[0085] The GMS strains were compared with vector controls for the stability of plasmid maintenance over 50 generations, arabinose-dependent growth, and protein synthesis. Molecular genetic attributes were confirmed by PCR and sequencing with appropriate primers. Lipopolysaccharide profiles of GMS strains were examined. For detection of constitutive over-expression of chemoreceptors Tar and Tsr in GMS strains, 12 μ l and 2 μ l of bacterial cultures at an

OD₆₀₀ of 0.9 were subjected to an SDS/PAGE and immunoblot analysis, respectively.

[0086] Growth Curve of GMS Strains

[0087] Cells were grown in LB-broth at 37° C. until reaching the early stationary phase. A 1:100 dilution of a saturated culture in LB was incubated at 185 rpm. The OD₆₀₀ was measured at different time points over 8 hours. The data are presented as the means and SD from three independent experiments.

TABLE 1

Bacterial strains, plasmids, and primers used in this study		
Strain or Plasmid	Description	Source
<i>Escherichia coli</i>		
χ 7212	Aasd-DH5 α derivative	Kang HY, Srinivasan J, Curtiss R, 3rd. Immune responses to recombinant pneumococcal PspA antigen delivered by live attenuated <i>Salmonella enterica</i> serovar typhimurium vaccine. <i>Infect Immun</i> 2002; 70:1739-49.
χ 7213	F-supE42 Δ t3rthi-1 thr-1 leuB6 supE44 tonA21 fhuA21 lacY1 recA1 RP4 2-Tc::Mu (Δ pir) Δ asdA4 Δ (zhf-2::Tn10)	Roland K, Curtiss R, 3rd, Sizemore D. Construction and evaluation of a delta cya delta crp <i>Salmonella typhimurium</i> strain expressing avian pathogenic <i>Escherichia coli</i> O78 LPS as a vaccine to prevent airsacculitis in chickens. <i>Avian Dis</i> 1999; 43:429-41.
<i>Salmonella enterica serovar Typhimurium</i>		
χ 3761	Wild-type	Kong W, Wanda SY, Zhang X, et al. Regulated programmed lysis of recombinant <i>Salmonella</i> in host tissues to release protective antigens and confer biological containment. <i>Proc Natl Acad Sci USA</i> 2008; 105:9361-6.
GMS371	Δ P _{tar} ::P _{arc} Δ lacO tar	This study (previously referred to as χ 11371)
GMS372	Δ P _{tsr} ::P _{arc} Δ lacO tsr	This study (previously referred to as χ 11372)
GMS525	Δ trg	This study (previously referred to as χ 11525)
GMS526	tar-Flag-tag in χ 3761	This study (previously referred to as χ 3761 tar-tag)
GMS527	tsr-c-Myc-tag in χ 3761	This study (previously referred to as χ 3761 tsr-tag)
GMS528	Δ P _{tar} ::P _{arc} Δ lacO tar-Flag-tag in GMS371	This study (previously referred to as χ 11371 tar-tag)

TABLE 1-continued

Bacterial strains, plasmids, and primers used in this study		
Strain or Plasmid	Description	Source
GMS529	Δ P _{tsr} : :P _{trc} Δ lacO tsr c-Myc-tag in GMS372	This study (previously referred to as χ 11372 tsr-tag)
χ 11021	Δ P _{murA} : :TT araC P _{BAD} murA Δ asdA: :TT araC P _{BAD} c2 Δ araBAD Δ (gmd-fc1) Δ pmi χ relA: :TT araC P _{BAD} lacI	Juarez-Rodriguez MD, Yang J, Kader R, et al. Live attenuated <i>Salmonella</i> vaccines displaying regulated delayed lysis and delayed antigen synthesis to confer protection against <i>Mycobacterium tuberculosis</i> . <i>Infect Immun</i> 2012; 80:815-31.
GMS409	Δ P _{murA} : :TT araC P _{BAD} murA Δ asd: :TT araC P _{BAD} c2 Δ (araC P _{BAD}): :P22 P _R araBAD Δ (wza-wcaM) Δ pmi Δ relA: :araC P _{BAD} lacI TT Δ pagP: :P _{lyp} lpxE Δ endA	This study (previously referred to as χ 11409)
GMS410	Δ P _{murA} : :TT araC P _{BAD} murA Δ asd: :TT araC P _{BAD} c2 Δ (araC P _{BAD}): :P22 P _R araBAD Δ (wza-wcaM) Δ pmi Δ relA: :araC P _{BAD} lacI TT Δ pagP: :P _{lyp} lpxE Δ endA Δ P _{tar} : :P _{trc} Δ lacO tar	This study (previously referred to as χ 11410)
GMS515	Δ P _{murA} : :TT araC P _{BAD} murA Δ asd: :TT araC P _{BAD} c2 Δ (araC P _{BAD}): :P22 P _R araBAD Δ (wza-wcaM) Δ pmi Δ relA: :araC P _{BAD} lacI TT Δ pagP: :P _{lyp} lpxE Δ endA Δ P _{tar} : :P _{trc} Δ lacO tar Δ P _{tsr} : :P _{trc} Δ lacO tsr Δ trg	This study (previously referred to as χ 11515)
<i>S. Typhimurium</i>		
GMS strains		
GMS409 (pK5079)	GMS409 carrying TRAIL-expressing plasmid pK5079	This study
GMS410 (pK5079)	GMS410 carrying TRAIL-expressing plasmid pK5079	This study
GMS515 (pK5079)	GMS515 carrying TRAIL-expressing plasmid pK5079	This study
Plasmids		
Asd ⁺ /MurA ⁺ expression lysis vectors		
pYA3681	Asd ⁺ /MurA ⁺ expression lysis vector containing pBR ori araC P _{BAD} SD-GTG asdA SD-GTG murA P22P _R anti-sense mRNA prokaryotic expression cassette	Kong W, Wanda SY, Zhang X, et al. Regulated programmed lysis of recombinant <i>Salmonella</i> in host tissues to release protective antigens and confer biological containment. <i>Proc Natl Acad Sci USA</i> 2008; 105:9361-6.
pK5079	Asd ⁺ /MurA ⁺ expression lysis vector containing pBR ori araC P _{BAD} SD-GTG asdA SD-GTG murA P22P _R anti-sense mRNA prokaryotic expression cassette of human TRAIL	This study (previously referred to as pYA5079)

TABLE 1-continued

Bacterial strains, plasmids, and primers used in this study		
Strain or Plasmid	Description	Source
Suicide vectors		
pK4946	To create genome mutation $\Delta P_{tar}::P_{rc} \Delta lacO tar$	This study (previously referred to as pYA4946)
pK4947	To create genome mutation $\Delta P_{tsr}::P_{rc} \Delta lacO tsr$	This study (previously referred to as pYA4947)
pK4948	To create genome mutation Δtrg	This study (previously referred to as pYADtrg or pYA5077)
pK4949	To create genome Tar-Flag-tag	This study
PK4950	To create genome Tsr-c-Myc-tag	This study
pK4951	To create genome mutation $\Delta sseL$	This study
pK4952	To create genome mutation $\Delta sspV$	This study
pK4953	To create genome mutation $\Delta ssrAB$	This study
Primers		
Name	Sequence	
A. Construction of plasmid pK5079		
C-Nco I TRAIL 3681 5'	5'GACGTCCCATGGCTATGATGGAGGTCCAGGGG (SEQ ID NO: 8)	
C-Xma I TRAIL 3681 3'	5'CTGCAGCCCGGGCTAGCCAACTAAAAAGGCCCC (SEQ ID NO: 9)	
B. Construction of suicide vectors pK4946		
tar/cheM Primer 1	5'CATCGCCAATACACCGCCTTTATAAA (SEQ ID NO: 10)	
tar/cheM Primer 2	5'CTACACATTATACGAGCCGGATGATTAATTGTCAACAG CTCATTTTCAGAATCGCGGCGATGAAGAGGCACTCTC (SEQ ID NO: 11)	
tar/cheM Primer 3	5'GGCTCGTATAATGTGTAGATGCGTAGGCACCTGTTACG ACGAACCACACAGGAAACAGACCATGTTTACCGTATCC GCGTTGTCC (SEQ ID NO: 12)	
tar/cheM Primer 4	5'GAAGTAGGCATCCATATTGCCATTGTC (SEQ ID NO: 13)	
PK4947		
tsr Primer 1	5'GTCGTTATTGATAACCGCCGGCGTCGC (SEQ ID NO: 14)	
tsr Primer 2	5'CTACACATTATACGAGCCGGATGATTAATTGTCAACAG CTCATTTTCAGAATATCACATAAAATAGCCACGCCCTCC (SEQ ID NO: 15)	
tsr Primer 3	5'GGCTCGTATAATGTGTAGATGCGTAGGCACCTGTTACG ACGAACCACACAGGAAACAGACCATGTTAAAGCGAATTAA AATTGTTACC (SEQ ID NO: 16)	

TABLE 1-continued

Bacterial strains, plasmids, and primers used in this study		
Strain or Plasmid	Description	Source
pK4952		
spvD Primer 1	5'-CCCAAGCTTCTCAGGGCAAATTTGCCGGTGACA (SEQ ID NO: 33)	
spvD Primer 2	5'- TAAAAATGAATATTTAAAAAAGTTAAGTTACACTACCTCA ATAAAATGC (SEQ ID NO: 34)	
spvD Primer 3	5'- GCATTTTATTGAGGTAGTGTAACTTAACTTTTTTAAATAT TCATTTTA (SEQ ID NO: 35)	
spvD Primer 4	5'-CCCAAGCTTGCTGTACACAAAACGGACTGCACC (SEQ ID NO: 36)	
pK4953		
ssrAB Primer 1	5'-CGGGAATTCGCTACTACTTGTGGTATAATAACC (SEQ ID NO: 37)	
ssrAB Primer 2	5'-CTTAATACCATCGGACGCCCTGGAATGCTTCCC TCCAGTTGCCTGTT SEQ ID NO: 38)	
ssrAB Primer 3	5'-AACAGGCAACTGGAGGGAAGCATTCCAGGGGCGTC CGATGGTATTAAG (SEQ ID NO: 39)	
ssrAB Primer 4	5'-CGGGAATTCGATCCGAGAGATTCCATCCGCTA (SEQ ID NO: 40)	

[0088] Results**[0089]** Reprogramming *Salmonella* Chemotaxis System for Tumor-Navigating

[0090] We have improved our self-eradicating *Salmonella* strains to better serve the delivery purpose. Lysis strain GMS409 was engineered to not only harbor the genetic attributes for self-eradicating feature, but also to display genetic characteristics for regulated delayed attenuation, delayed antigen synthesis, and reduced endotoxic activity. However, such GMS strain could not target either cancer cells or tumors. To transform a vaccine delivery strain GMS409 into a universal tumor-navigating delivery vehicle for cancer therapy, our approach was to reprogram the *Salmonella* chemotaxis system to enhance its chemotaxis toward particular tumor secreting amino acids. Such strategy will allow maximized GMS tumor-eradicating and release of an anti-cancer agent inside of the tumor during the self-eradicating process to trigger bacteria-based oncolysis.

[0091] In order to achieve this goal, we first replaced the promoters of the genes encoding chemoreceptors Tar (tar) and Tsr (tsr), respectively, with the Ptrc promoter for constitutive chemoreceptor synthesis. *Salmonella* strains GMS371 carrying single deletion-insertion mutation $\Delta P_{tar}::P_{trc \Delta lacO}$ tar and GMS372 harboring single deletion-insertion mutation $\Delta P_{tsr}::P_{trc \Delta lacO}$ tsr were created using *Salmonella* wild-type strain $\chi 3761$ (Table 1). The constitutive overexpression of chemoreceptors Tar and Tsr in GMS371 and GMS372, respectively, was confirmed by SDS electrophoresis and western blot assay. In addition, strains GMS371 and GMS372 showed similar growth and swim-

ming speed comparing to their wild-type *Salmonella* parent strain $\chi 3761$. Chemotaxis assay was performed to demonstrate the ideal enhancement of chemotaxis caused by each deletion-insertion mutation. We found that GMS371 and GMS372 are significantly more attracted to aspartate and serine, respectively, than the wild-type strain $\chi 3761$. To further enhance the *Salmonella* accumulation in the layer of tumor quiescent cells, other than the necrotic core, the ribose/galactose receptor trg gene was deleted (FIG. 8C). The strain with Δtrg deletion is much less attracted to galactose than wild-type strain as desired (FIG. 8D). To finally create tumor-navigating, self-eradicating GMS strains, which hopefully will be able to efficiently navigate tumor and release cancer-killing material in the tumor bed, the single mutation $\Delta P_{tar}::P_{trc \Delta lacO}$ tar or triple mutations $\Delta P_{tar}::P_{trc \Delta lacO}$ tar, $\Delta P_{tsr}::P_{trc \Delta lacO}$ tsr, and Δtrg were introduced into GMS409 to achieve strains GMS410 and GMS515 (Table 1).

[0092] Building Up Tumor-Targeting Self-Eradicating TRAIL Delivery Vehicles

[0093] A human TRAIL-expressing lysis vector pK5079 was constructed by inserting the TRAIL coding sequence into lysis vector pYA3681 to assemble a self-eradicating *Salmonella* lysis system for cancer therapy. The repressor Lad, expressed from the built-in chromosomal lac/gene under arabinose-regulated araC P_{BAD} promoter, will turn off TRAIL synthesis in vitro to avoid the reduced growth rates and a compromised ability to colonization caused by high-level production of foreign protein. The diagram of the model illustrating the regulatory of TRAIL synthesis in the

GMS strain is shown in FIG. 9a. Then the tumor-navigating strains GMS410 and GMS515 were armed with TRAIL by carrying plasmid pK5079 for enhanced cancer cell-killing. The strain GMS409(pK5079) was built, without tumor-navigating feature, to serve as a negative control. The expression of TRAIL by pK5079 in GMS strains was confirmed through western blotting analysis.

[0094] Reprogrammed Chemotaxis System Endues GMS Strains Superior Ability of Cancer Cell Seeking, Attaching and Invading

[0095] To validate whether the GMS with chemoreceptor modifications could obtain cancer cell-navigating feature, a transwell culture system was used. A swimming agar layer was used as a barrier between GMS strains and colon cancer cells. GMS strains were cultured in the upper compartment of the transwell culture system, while mouse colon cancer CT-26 or human colon cancer HCT-116 cells were grown in the lower compartment. The swimming agar layer and micropores in the insert membrane allow GMS strains to cross freely (FIG. 2A, left panel). It was observed that significantly higher numbers of GMS410(pK5079) and GMS515(pK5079) swam across the swimming agar layer toward CT-26 or HCT-116 cells, whereas very little numbers of GMS409(pK5079) did, indicating that reprogrammed chemotaxis system in GMS410(pK5079) and GMS515(pK5079) endue them the cancer cell-navigating ability to seek cancer cells (FIG. 2A, right panel). The capability of GMS strains attaching to and invading cancer cells were also examined. The GMS strains were incubated with CT-26 and HCT-116 cells, respectively. We found that more GMS410(pK5079) and GMS515(pK5079) attached to and invaded into CT-26 cells (FIG. 2B) or HCT-116 cells (FIG. 2C) comparing to the control strain GMS409(pK5079). These data suggest that chemotaxis system reprogramming in GMS410(pK5079) and GMS515(pK5079) strains enable them to be better attracted to cancer cells leading to efficient attachment and invasion compared with their parent strain GMS409(pK5079) without genetically engineered chemotaxis system. Overall, the GMS strains with reprogrammed chemotaxis system possess superior ability to navigate, attach, and invade colon cancer cells.

[0096] Reprogrammed GMS Strains Efficiently Induced Colon Cancer Cell Death In Vitro

[0097] To examine whether the reprogrammed GMS strains have the potential for cancer treatment, the multiple cytotoxic features against cancer cells built into the reprogrammed GMS strains were evaluated in vitro. We first validated the level of activated caspase-3, which is the key "executioner" caspase in the apoptotic cascade, after incubating CT-26 and HCT-116 cells with GMS strains, respectively. It was observed that both cancer cells co-incubated with GMS410(pK5079) or GMS515(pK5079) had higher levels of active caspase-3 protein and lower levels of pro-caspase-3, comparing to the cells co-incubated with GMS409(pK5079). Our results indicate that the self-eradicating TRAIL delivering GMS strains, with reprogrammed chemotaxis system, are able to promote the apoptotic cascade through caspase-3 activation (FIG. 3B). To further validate the cancer cell-killing features in reprogrammed GMS strains, the apoptosis assays were performed using same colon cancer cell lines. After co-incubating CT-26 cells with GMS515(pK5079) and GMS410(pK5079), it was found that over 99% and 35% of cells were undergoing apoptosis, respectively, which is significantly higher than the

sample co-incubated with the control strain GMS409(pK5079) (FIGS. 3C-3D). Furthermore, a significantly higher percentage of cell death was observed in the HCT-116 samples co-incubated with GMS515(pK5079) and GMS410(pK5079) than the control strain GMS409(pK5079) (FIGS. 3E-3F). Collectively, the data suggest that the self-eradicating TRAIL-delivering GMS strains with reprogrammed chemotaxis systems hold remarkable cancer cell-killing ability.

Reprogrammed GMS Suppress Tumor Growth In Vivo

[0098] The engineered TRAIL-delivering GMS strains with reprogrammed chemotaxis system, displaying multiple cancer-killing features, have the potential to function as cancer therapeutics (FIG. 4A). Therefore, the impact of reprogrammed GMS-based therapy on tumor growth, following intra-tumor injection, was evaluated in an allograft colon cancer mouse model (FIG. 4B). The CT-26 cells were subcutaneously (SQ) injected into the flank area of BALB/c mice. First, the colonization of GMS strains in tumor versus spleen was determined nine days post-intratumoral injection (IT) of 10^8 CFU bacteria. We found that the reprogrammed GMS410(pK5079) and GMS515(pK5079) strains preferably accumulated in the tumors, after injection of bacteria into the tumors on the mice, growing the bacterial density up to 5,000 -13,000 times higher comparing to the density of bacteria found in the spleen (FIG. 4C). In contrast, strain GMS409(pK5079) without chemoreceptor modification selectively accumulated in *Salmonella* preferred colonization organ, spleen. These data suggested that reprogrammed chemotaxis system in GMS410(pK5079) and GMS515(pK5079) increased their capacity of tumor specific accumulation that is a key safety feature required for efficient *Salmonella*-based cancer therapy. We then tested whether the GMS strains specifically accumulated in tumor would suppress tumor growth. Phosphate-buffered saline (PBS), GMS409(pK5079), GMS410(pK5079), and GMS515(pK5079) were administrated by IT injection. The tumor sizes were measured every three days post-IT injection of bacteria. As shown in FIG. 4D, the tumor size of mice treated with GMS410(pK5079) or GMS515(pK5079) was significantly smaller than that treated with PBS or control strain GMS409(pK5079) after three days following IT injection. Moreover, both GMS410(pK5079) and GMS515(pK5079) treatments prolonged the lifespan of tumor-bearing mice (FIG. 4E). The lifespan of tumor-bearing mice was significantly prolonged, which was correlated with suppression of tumor growth, was ascribed to tumor-navigating GMS-mediated oncolysis. To test the hypothesis, immunohistochemistry staining of Ki67 (an indicator of cancer cell proliferation) and TUNEL (terminal deoxynucleotidyl transferase dUTP nick end-labeling to detect DNA fragmentation as a hallmark of apoptosis) assays were carried out. It was found that much more Ki67 positive cancer cells were present in the PBS and GMS409(pK5079)-treated tumor samples comparing to the tumor samples from the groups treated with GMS410(pK5079) or GMS515(pK5079) (FIG. 4F). Meanwhile, more apoptotic cells were observed in the tumor sections treated with GMS410(pK5079) or GMS515(pK5079) than in the PBS- or control strain-treated tumors (FIG. 4G). Recent studies have highlighted the importance of *Salmonella*-induced systemic anti-tumor immunity. Systemic administration of *Salmonella* triggers immune cell infiltration and induction of proinflammatory cytokine

expressions. The enhanced expressions of IFN-inducible chemokines may play a crucial role in the recruitment of activated CD8⁺ T cells and an increase in intra-tumoral activated NK cells. Therefore, flow cytometry analysis was performed for lymphocytes isolated from treated tumors of mice injected with GMS515(pK5079), compared to phosphate buffered saline (PBS) control. It showed significantly increased frequencies of activated CD107a⁺CD8⁺ T cells (FIG. 4H, upper-left panel) as well as a trend towards an increased rate of IFN γ ⁺CD8⁺ T cells (FIG. 4H, upper-right panel). Additionally, we observed a significantly higher percentage of proliferating Ki67 positive NK cells (FIG. 4H, lower-left panel) and IFN γ ⁺ positive NK cells (FIG. 4H, lower-right panel). Overall, these results indicate that GMS515(pK5079) could safely promote local tumor regression while also induced systemic tumor-specific antitumor immunity. The tumor-specific T cells will likely mediate the prevention of metastasis (FIG. 4H).

[0099] We further evaluated the efficacy of strains GMS410(pK5079) and GMS515(pK5079) on cancer therapy in vivo using a human colon cancer HCT-116 cell xenograft mouse model (FIG. 5A). HCT-116 cells, which stably express luciferases, were subcutaneously injected into the flank area of immunocompromised NOD. Cg-Prkdcscid Il2rgtm1Wjl/SzJ (NSGTM) mice. PBS, GMS410(pK5079), and GMS515(pK5079) were IT injected into the NSGTM mice carrying tumors. The tumor growth was monitored through measuring cancer cell luciferase activity using a live imaging system following IT injection. As shown in FIG. 5B and 5C, the tumor luciferase activity of mice treated with GMS410(pK5079) or GMS515(pK5079) is significantly lower than that in the control tumors (PBS-treated), suggesting that GMS410(pK5079) and GMS515(pK5079) inhibited HCT-116 cancer cell growth in vivo. In addition, Ki67 staining demonstrated that the proliferated cancer cells are much less in tumors treated with GMS410(pK5079) or GMS515(pK5079) than that in the tumors treated with PBS, which confirmed that GMS410(pK5079) and GMS515(pK5079) were also able to inhibit human colon cancer cell growth in vivo (FIG. 5D). Furthermore, TUNEL assays showed more apoptotic cells in the tumor sections treated with GMS410(pK5079) or GMS515(pK5079) than that in PBS-treated tumor sections (FIG. 5E). Taken together, these observations suggested that the reprogramming of chemotaxis system was an essential component of GMS anti-cancer effect and the self-eradicating GMS could effectively deliver TRAIL into the tumor microenvironment, and trigger *Salmonella*- and TRAIL-mediated tumor cell death.

[0100] Evaluation of Reprogrammed GMS Strains Using a Transgenic Colon Tumor Mouse Model

[0101] In addition to allograft and xenograft subcutaneous tumor models, GMS strains were evaluated in a transgenic *Apc^{flox/flox}/CDX2-CRE* colon tumor mouse model, which mimic human FAP associated colorectal cancer and sporadic colorectal cancer (FIG. 6A). Ten days after tamoxifen induction, mice were orally inoculated with PBS, GMS409 (pK5079), GMS410(pK5079), and GMS515(pK5079). Tumors in the colons and rectums were counted 10 days post-GMS treatment. As shown in FIGS. 6B and 6C, the number of polyps is significantly less in the mice treated with either GMS410(pK5079) or GMS515(pK5079), compared to the number of polyps in the mice treated with the PBS or GMS409(pK5079). Moreover, the survival time of the tamoxifen induced *Apc^{flox/flox}/CDX2-CRE* mice treated

with GMS410(pK5079) and GMS515(pK5079) was dramatically increased when compared with the control group (FIG. 6D). In addition, more positive anti-*Salmonella* immunostaining was observed in the intestinal polyps treated with GMS410(pK5079) and GMS515(pK5079) strains than that in the samples treated with control strain GMS409(pK5079) (FIG. 6E). These results suggest that the reprogramming the chemotaxis system enables GMS410(pK5079) and GMS515(pK5079) to navigate and colonize in tumor tissue following oral inoculation. Furthermore, a TUNEL assay was performed to detect apoptotic cells in the colon polypus. More apoptotic cells were discovered in polypus from the mice treated with GMS410(pK5079) and GMS515(pK5079) than that in the polypus from the mice treated with control GMS409(pK5079) (FIG. 6F). Overall, these data further demonstrate that GMS410(pK5079) 409 and GMS515(pK5079) are able to navigate to the tumor and efficiently induce tumor cell apoptosis in vivo. Moreover, it was observed that GMS515(pK5079) significantly recruited natural killer cells (NKs) and CD8⁺ T-cells to the polyps, which may contribute to the observed suppression of tumor growth (FIG. 6G). Overall, these data further demonstrate that engineered *Salmonella* of strain GMS515(pK5079) navigate to the tumor, efficiently induce tumor cell apoptosis, and induce systemic tumor-specific antitumor immunity in vivo.

[0102] Reprogrammed GMS Strains-Based Therapy for Metastatic Cancer in an Orthotopic Xenograft Mouse Model

[0103] Colorectal cancer is one of the leading causes of cancer mortality because of its metastasis. Liver is the most common organ for colon cancer metastasis. To investigate whether GMS410(pK5079) and GMS515(pK5079) are able to inhibit liver metastasis from orthotopically implanted colon cancer, the HCT-116 cells expressing luciferase were injected into the cecum wall of NSGTM mice. At day 7 post-surgery, mice were orally inoculated with PBS, GMS409(pK5079), GMS410(pK5079), or GMS515(pK5079) once per week for 5 weeks (FIG. 7A). Tumor growth and metastasis were monitored using a live imaging system (FIG. 7B). Metastatic tumor number and size were analyzed at week 5 post-inoculation. As shown in FIGS. 7C and 7D, colon cancer cells grew from cecum and metastasized to adjacent tissue and distant organ liver in the groups treated with PBS and GMS409(pK5079). However, much less local and distance metastasis was observed in the mice treated with GMS410(pK5079) or GMS515(pK5079). These data indicate that both GMS410(pK5079) and GMS515(pK5079) are capable of reducing tumor metastasis.

[0104] Discussion

[0105] Despite many advances in conventional methods such as chemo- and radiation-therapy, cancer treatment is still far from optimal. Current cancer therapies frequently encounter challenges including nonspecific systemic distribution of antitumor agents, inadequate drug concentrations reaching the tumor site, intolerable cytotoxicity and development of multiple drug resistance. As with any cancer therapy, the key issue is to achieve the desired concentration of the therapeutic agent specifically in tumor sites, thereby destroying cancerous cells while minimizing damage to normal cells. Bacterial cancer therapies offer unique features that can overcome these obstacles. However, intrinsic bacterial toxicity and tumor-targeting efficiency are two major concerns for the bacterial approach in cancer therapy. We

report here that we have now addressed the concerns by constructing GMS strains with enhanced chemotaxis systems that are attracted by tumor released small molecules to confer tumor-navigating feature. Moreover, the regulated delayed attenuation and programmed self-eradicating features designed into these *S. Typhimurium* strains to enable them to efficiently colonize in tumors and allow the release of the tumoricidal contents, TRAIL, after cell lysis. We have demonstrated that the genetically engineered tumor navigating and self-eradicating GMS410(pK5079) and GMS515 (pK5079) strains not only improve the safety of cancer treatment, but also efficiently target tumor tissue, release TRAIL into the tumor tissues, induce significant tumor regression and extend the survival rate in both allograft and xenograft colon cancer mouse models. We also validate the efficacy of anti-cancer metastasis using *Salmonella* based-cancer therapies in the orthotopic human colon cancer xenograft mouse model created through cecum wall surgical microinjection, which drives tumor foci to the most relevant

metastatic sites observed in humans. Most importantly, orally administrated GMS410(pK5079) and GMS515 (pK5079) successfully achieved metastasis blockage in such mouse models. In addition, we are the first to evaluate *Salmonella*-based cancer therapeutics in an inducible APC gene mutation mouse model, which can better mimic human familial adenomatous polyposis disease. The results proved that GMS410(pK5079) and GMS515(pK5079) strains effectively suppressed tumor progression. In addition, GMS515 (pK5079) successfully recruited and activated significant anti-cancer immune cells to the tumor microenvironment. As such, these GMS strains show tremendous potential, either alone or in combination with other treatments, to make an important contribution in cancer therapy.

[0106] The present disclosure has described one or more preferred embodiments, and it should be appreciated that many equivalents, alternatives, variations, and modifications, aside from those expressly stated, are possible and within the scope of the disclosure.

SEQUENCE LISTING

<160> NUMBER OF SEQ ID NOS: 44

<210> SEQ ID NO 1

<211> LENGTH: 94

<212> TYPE: DNA

<213> ORGANISM: Artificial Sequence

<220> FEATURE:

<223> OTHER INFORMATION: Synthetic- Promoter: Ptrc lacO deletion

<400> SEQUENCE: 1

```
attctgaaat gagctgttga caattaatca tccggctcgt ataatgtgta gatgcgtagg      60
cacctgttac gacgaaccac acaggaaca gacc                                     94
```

<210> SEQ ID NO 2

<211> LENGTH: 1756

<212> TYPE: DNA

<213> ORGANISM: Artificial Sequence

<220> FEATURE:

<223> OTHER INFORMATION: Synthetic- tar deletion-insertion mutation

<400> SEQUENCE: 2

```
attctgaaat gagctgttga caattaatca tccggctcgt ataatgtgta gatgcgtagg      60
cacctgttac gacgaaccac acaggaaca gaccatgttt aaccgtatec gcggtgtcac      120
aatgctgatg atggtgctgg gggttttcgc actgctacag cttgtttccg gtggtttgct      180
gtttttctta ttacagcata accagcaagg ttttgttatt tctaaacgaat tacgtcagca      240
acaaagcgaa ctcacgtcga catgggactt aatgctgcaa acgcgcatta acctgagccg      300
ctccgccgca cgcatgatga tggacgcttc taaccagcag agcagcgcca aaacggattt      360
actccagaat gcaaaaaacga ctctgcaca ggccggcggcg cactacgcca atttcaaaaa      420
tatgacgcca ttgccagcga tggcggaggc cagcgcgaac gtcgatgaaa aatatcagcg      480
ctatcaggcc gcattagccg aacttattca gtttctggac aatggcaata tggatgctta      540
cttcgcccag ccaaccaggc gaatgcaaaa cgcgttggcg gaggcgctgg gcaattacgc      600
ccgggtgagc gaaaacctgt accgccagac atttgatcaa agtgctcatg actaccgttt      660
tgcgcaatgg caactggggg ttcttgcggt cgtgctgggt ctgattttga tgggtggttg      720
gttcgacatt cgtcatgccc tgcttaacc attagcgcga gtgattactc atatccgtga      780
```

-continued

```

aattgccagc ggcgatctga cgaaaacgct caccgtctca ggacgtaatg aaattggcga 840
actggcggga acggttgaac atatgcaacg ctgctgatt gacaccgtaa cgcaggttcg 900
tgaaggttcg gatgcgattt attccggcac cagtgaatg gccgcccgtg ataccgacct 960
ctcttcccgt accgaaacgc aggcctccgc tctggaggag acggtgcca gcatggaaca 1020
actgacggcc accgtgaagc aaaacgccga taacgccgc caggcttcgc aactggcgca 1080
aagcgctcc gagaccgcgc gtcattggcg caaagtggtc gacggcgtag taaacactat 1140
gcacgaaatt gccgacagt cgaaaaaat cgctgacatt atcagcgta tcgacggtat 1200
tgccttcag actaacatc tggcgctgaa cgcggcggtg gaagcggcgc gcgcgggaga 1260
gcagggcgc ggttttgcgg tcgtggcagg cgaggtgctg aatctggcca gccgcagcgc 1320
ccagggcggc aaagaaataa aagcgttgat tgaagattcc gtctcgcgtg tcgataccgg 1380
ttctgtgctg gtgaaagcg ccggggaaac catgactgac atcgtcaatg ccgttacgcg 1440
cgtcacggat atcattggcg aaatcgctc cgctcggat gagcaaacgc ggggtatcga 1500
tcaggtcgtc ttggccgttt ccgaaatgga tcgctgaacg caacagaacg cctcgtcgtg 1560
tcaggaatcc gcagcggcgc ccgccgcgt ggaagagcag gccagcgcgc tgaccaggc 1620
ggtatcggct ttccgctgg catcgcgacc gctggcggta aataaacctg agatcgcttt 1680
gtcagtgaac gctcagtcgc gcaatcgcgc gcagtcatta gccgccaggg atgatgcgaa 1740
ctgggaaacc ttctga 1756

```

<210> SEQ ID NO 3

<211> LENGTH: 6177

<212> TYPE: DNA

<213> ORGANISM: Artificial Sequence

<220> FEATURE:

<223> OTHER INFORMATION: Synthetic- plasmid pK4946: suicide vector for construction of tar deletion-insertion mutation

<400> SEQUENCE: 3

```

gatccttttt aaccatcac atatactgc cgttcaactat tatttagtga aatgagatat 60
tatgatattt tctgaattgt gattaaaaag gcaactttat gcccatgcaa cagaaactat 120
aaaaaataca gagaatgaaa agaaacagat agatttttta gttcttttag cccgtagtct 180
gcaaatcctt ttatgatatt ctatcaaaaca aaagaggaaa atagaccagt tgcaatccaa 240
acgagagtct aatagaatga ggtcgaaaag taaatcgcgc gggtttgta ctgataaagc 300
aggcaagacc taaaatgtgt aaagggcaaa gtgtatactt tggcgtcacc ccttacatat 360
tttaggtcct tttttattgt gcgtaactaa cttgccatct tcaaacaggg gggctggaag 420
aagcagaccg ctaaacagat acataaaaaa ggagacatga acgatgaaca tcaaaaagt 480
tgcaaaaaca gcaacagtat taacctttac taccgcactg ctggcaggag gcgcaactca 540
agcgtttgcg aaagaaacga accaaaagcc atataaggaa acatacggca tttcccatat 600
tacacgccat gatatgctgc aaatccctga acagcaaaaa aatgaaaaat atcaagtcc 660
tgagttcgat tcgtccacaa ttaaaaaatat ctcttctgca aaaggcctgg acgtttgga 720
cagctggcca ttacaaaacg ctgacggcac tgtcgcaaac tatcagcgt accacatcgt 780
ctttgcatta gcggagatc ctaaaaaatg ggatgacaca tcgatttaca tgttctatca 840
aaaagtcggc gaaacttcta ttgacagctg gaaaaacgct gcccgctct ttaagacag 900

```

-continued

cgacaatc gatgcaaatg attctatcct aaaagaccaa acacaagaat ggtcagggtc	960
agccacattt acatctgacg gaaaaatccg tttattctac actgatttct ccggtaaaca	1020
ttacggcaaa caaacactga caactgcaca agttaacgta tcagcatcag acagctcttt	1080
gaacatcaac ggtgtgagag attataaatc aatctttgac ggtgacggaa aaacgtatca	1140
aatgtacag cagttcatcg atgaaggcaa ctacagctca ggcgacaacc atacgctgag	1200
agatcctcac taogtagaag ataaaggcca caaatactta gtatttgaag caaacactgg	1260
aactgaagat ggctaccaag gcgaagaatc tttatttaac aaagcatact atggcaaaag	1320
cacatcattc ttcogtcaag aaagtcaaaa acttctgcaa agcgataaaa aacgcacggc	1380
tgagttagca aacggcgctc tcggtatgat tgagctaaac gatgattaca cactgaaaaa	1440
agtgatgaaa ccgctgattg catctaacac agtaacagat gaaattgaac gcgcaaacgt	1500
cttataaatg aacggcaaat ggtatctggt cactgactcc cgcggatcaa aaatgacgat	1560
tgacggcatt acgtctaacg atatttacct gcttggttat gtttctaatt cttaactgg	1620
cccatacaag ccgctgaaca aaactggcct tgtgttaaaa atggatcttg atcctaacga	1680
tgtaaccttt acttactcac acttcgctgt acctcaagcg aaaggaaca atgctcgtgat	1740
tacaagctat atgacaaaca gaggattcta cgcagacaaa caatcaacgt ttgcgcccag	1800
cttctcgtg aacatcaaaag gcaagaaaac atctgttgtc aaagacagca tccctgaaca	1860
aggacaatta acagttaaca aataaaaacg caaaagaaaa tgccgatatc ctattggcat	1920
tttcttttat ttcttatcaa cataaagggtg aatcccatat gaactatata aaagcaggca	1980
aatggctaac cgtattccta accttttgaa ttcgategct agtttgtttt gactccatcc	2040
attagggctt ctaaaaacgc ttctaaggcc atgtcagccg ttaagtgttc ctgtgtcact	2100
gaaaattgct ttgagaggct ctaagggctt ctcagtgctg tacatccctg gcttgttgtc	2160
cacaaccgtt aaaccttaaa agctttaaaa gccttatata ttcttttttt tcttataaaa	2220
cttaaaacct tagaggctat ttaagttgct gatttatatt aattttattg ttcaaacatg	2280
agagcttagt acgtgaaaca tgagagctta gtacggttag catgagagct tagtacgtta	2340
gccatgaggg tttagttcgt taaacatgag agcttagtac gttaaacatg agagcttagt	2400
acgtgaaaca tgagagctta gtacgtaact tcaacagggt gaactgctgg atcgatcctt	2460
tttgtccggt gttgggttga aggtgaagcc ggtcggggcc gcagcggggg ccggcttttc	2520
agccttgccc cctgctctcg gccgcccgtg ctcggcgctc ttgggtgccc gcgcccgttc	2580
cgcagccttg gcctgcggtg cgggcacatc ggcgggcttg gccttgatgt gccgcctggc	2640
gtgcgagcgg aacgtctcgt aggagaactt gaccttcccc gtttcccgca tgtgtccca	2700
aatggtgacg agcgcatacg cggacgctaa cgcgcctcgc acatccgccc tcaccgccag	2760
gaacgcaacc gcagcctcat cacgccggcg cttcttggcc gcgcccgtt caaccactc	2820
ggccagctcg tcggtgtagc tctttggcat cgtctctcgc ctgtcccctc agttcagtaa	2880
tttctcgeat ttgcctggtt ccagtcggtg gatattccac aaaacagcag ggaagcagcg	2940
cttttccgct gcataacct gcttcggggt cattatagcg attttttcgg tatatccatc	3000
ctttttcgca cgatatacag gattttgcca aagggttcgt gtagacttcc cttggtgtat	3060
ccaacggcgt cagccgggca ggataggtga agtaggccc cccgcgagcg ggtgttcctt	3120
cttactgtc ccttattcgc acctggcggg gctcaacggg aatcctgctc tgcgaggctg	3180

- continued

gccggctacc gccggcgtaa cagatgaggg caagcggatg gctgatgaaa ccaagccaac	3240
caggaagggc agcccaccta tcaaggtgta ctgccttcca gacgaacgaa gagcgattga	3300
ggaaaaggcg gcggcgcccg gcatgagcct gtcggcctac ctgctggccg tcggccaggg	3360
ctacaaaatc acgggctgctg tggactatga gcacgtccgc gagctggccc gcatcaatgg	3420
cgacctgggc cgcctgggcy gcctgctgaa actctggctc accgacgacc cgcgcacggc	3480
gcggttcggt gatgccacga tctctgcctt gctggcgaag atcgaagaga agcaggacga	3540
gcttggcaag gtcatgatgg gcgtggtccg cccgagggca gagccatgac ttttttagcc	3600
gctaaaacgg ccggggggty cgcgtgatgg ccaagcacgt ccccatgccc tccatcaaga	3660
agagcgactt cgcggagctg gtgaagtaca tcaccgacga gcaaggcaag accgacgccc	3720
tgggtcacgt gcgctcacg aactgcgagg caaacacct gcccgctgtc atggccgagg	3780
tgatggcgac ccagcacggc aacaccggtt ccgagggcca caagacctat cacttctggt	3840
ttagcttccg cgcgggagag aagcccgcgc cggagacggt gcgcgcgatt gaggaccgca	3900
tctgcgctgg gcttggcttc gccgagcatc agcgcgtcag tgccgtgcat caccgacccg	3960
acaacctgca catccatcgc gccatcaaca agattcaccg gaccggaaac accatccatg	4020
agccgtatcg ggcctaccgc gccctcgctg acctctgcgc gacgctcgaa cgggactacg	4080
ggcttgagcg tgacaatcac gaaacgcggc agcgcgttcc cgagaaccgc gcgaacgaca	4140
tggagcggca cgcgggctg gaaagcctgg tcggctggat cgggcccctaa atacctgtga	4200
cggaagatca ctctgcgaaa taaataaatc ctggtgtccc tgttgatacc gggaaacct	4260
gggccaactt ttggcgaaaa tgagacgttg atcggcacgt aagaggttcc aactttcacc	4320
ataatgaaat aagatcacta ccggggcgtat tttttgagtt atcgagattt tcaggageta	4380
aggaagctaa aatggagaaa aaaatcactg gatataccac cgttgatata tcccaatggc	4440
atcgtaaaga acatctttag gcatttcagt cagttgctca atgtacctat aaccagaccg	4500
ttcagctgga tattacggcc tttttaaaga ccgtaaagaa aaataagcac aagttttatc	4560
cggcctttat tcacattctt gcccgctgta tgaatgetca tccggaatc cgtatggcaa	4620
tgaaagacgg tgagctggty atatgggata gtgttcaccc ttgttacacc gttttccatg	4680
agcaaaactg aacgttttca tcgctctgga gtgaatacca cgacgatctc cggcagtttc	4740
tacacatata ttocgaagat gtggcgtggt acggtgaaaa cctggcctat ttccctaaag	4800
ggtttattga gaatatgttt ttcgtctcag ccaatccctg ggtgagtttc accagttttg	4860
attdaaactg ggccaatatg gacaacttct tcgccccctg tttcaccatg ggcaaatatt	4920
atcgcgaagg cgacaaggty ctgatgccgc tggcgattca ggttcatcat gccgtctgty	4980
atggcttcca tgcgcgcaga atgcttaatg aattacaaca gtactgcgat gactggcagg	5040
gcggggcgta atttttttaa ggcagttatt ggtgccctta aacgcctggt gctacgcctg	5100
aataagtgat agggcccgat cccaagcttc ttctagaggt accgacttca tcgccaatac	5160
accggccttt ataaaagggg tgactaacct gcgcggcgtg attgtcccca ttgtcgatct	5220
gcgctgaaa ttctgcgaa ggcagcttga gtacgatgac aatacggtag tgatcgtact	5280
gaatctgggg caacgcgctg tcgggatagt ggtagacggc gtgtctgacg tactgtcgtt	5340
aacggcgcaa cagatccgtc cggcgccaga atttgccgtg acctgtcaa cagaatattt	5400
gacgggatgy ggcgcgctcg gcgagcgtat gctgattctg gtgaatatcg aaaaactgct	5460

-continued

```

taacagcgaa gagatggcgc tgctggatat cgcagcatca cacgtcgcgt aataacgttg 5520
ccggatggcg tcgcccacac cggcaatatt caccgttatg ctccgccag cggtagagat 5580
gectcttcat gcgcccgat tctgaaatga gctgttgaca attaatcacc cggtcgtat 5640
aatgtgtaga tgcgtaggca cctgttacga cgaaccacac aggaacaga ccatgtttaa 5700
ccgtatccgc gttgtcacia tgctgatgat ggtgctgggg gttttcgcac tgctacagct 5760
tgtttccggt ggtttgctgt tttttcatt acagcataac cagcaaggtt ttgttatttc 5820
taacgaatta cgtcagcaac aaagcgaact cacgtcgaca tgggacttaa tgctgcaaac 5880
gcgcattaac ctgagccgct ccgccgcacg catgatgatg gacgcttcta accagcagag 5940
cagcgccaaa acgatttac tccagaatgc aaaaacgact ctgcacagc cggcggcgca 6000
ctacgccaat ttcaaaaaa tgacgccatt gccagcgatg gcggaggcca gcgcgaacgt 6060
cgatgaaaaa tatcagcgtc atcaggccgc attagccgaa cttattcagt ttctggacaa 6120
tggcaatag gatgcctact tcttgcgca tgcgatatcg agctctccc ggaattc 6177

```

```

<210> SEQ ID NO 4
<211> LENGTH: 1756
<212> TYPE: DNA
<213> ORGANISM: Artificial Sequence
<220> FEATURE:
<223> OTHER INFORMATION: Synthetic- tsr deletion-insertion mutation

```

```

<400> SEQUENCE: 4

```

```

attctgaaat gagctgttga caattaatca tccggctcgt ataatgtga gatgcgtagg 60
cacctgttac gacgaaccac acaggaaca gaccatgtta aagcgaatta aaattgttac 120
cagcttactg ctggtattgg cgctatttgg ccttttacia ctgacatccg gcgggctggt 180
cttcaactcg ctgaagaatg acaaagaaaa cttcaccgta ttgcaaaacta ttcgtcagca 240
gcagctctgc ctgaatgcaa cctgggtgga gctgttgcaa acgcgtaata cctggaatcg 300
cgcgggtatc cgtcggatga tggaccagag caatattggc agcggcgcaa ctgtcgcctga 360
actgatgcag ggggcgacca atacgctgaa gctgaccgaa aaaaactggg agcagtatga 420
ggcgttaccg cgcgatccac gtcagagtga agcggctttc cttgagatca aacgaaccta 480
tgatatctac cacggcgcgt tggcggagct tattcagctt cttggcgcgg gtaagattaa 540
cgagtttttt gatcaaccga ctcaaagcta tcaggacgct tttgagaagc agtacatggc 600
ctatatgcag caaaacgacg gtctgtacga tattgctggt gaggataaca acagttccta 660
caaccaggcg atgtgggtac tggtcagtggt gctgattgcc gttctggtgg tcattatcgc 720
cgtctggttc ggcatcaaac tgcgcttat cgccccgatg aatcgtctga ttgaaagcat 780
tcgtcatatc gccagcggcg atctggtgaa gcgtatcgac gtggaaggct ccaacgaaat 840
ggggcagttg gctgaaaacc tgcgtcatat gcaaaagtga ctgatgcgta ccgtgggcga 900
tgtaacgtaac gggcgcgaatg cgatctatag cggcgccagc gagattgca tgggcaacaa 960
cgatctctct tcccgtactg agcagcagcg agcgtctctg gaagagaccg ccgccagtat 1020
ggaacaactg accgccaccg tgaaacagaa cgccgaaaac gcccgctcagg ccagtcacct 1080
ggcgctgagt gcgtcagaga cagcgcaaaa aggcggcaaaa gtggtggata acgtcgtaca 1140
aacaatgcgc gatatcgctc ccagttcgca gaaaatcgcc gatattatca gcgtaacgca 1200
cggattgctc ttccagacca atattctggc gctgaatgcg gcggtagaag cggcgcgcgc 1260

```

-continued

```

agggcgagcag ggacgcgggt tcgcagtggt ggccgggtgaa gtccgtaate tggcccagcg 1320
tagcgcgcag gcggcacggg agatcaagag tctgattgag gattccgtga gccgtgttga 1380
tgtaggttcg acgctggctg aaagcgcggg tgaaaccatg gatgagatcg tcaatgcagt 1440
gaccgcgctg accgatatca tgggcgagat tgcctcggcg tctgacgagc aaagccgtgg 1500
tatcgaccag gtgggcctgg cggtagcggg gatggatcgc gtaacgcagc agaacgcctc 1560
gctggtggaa gagtcgcgcg ccgcggtgc ggcgctggaa gagcaagcca gccgtctgac 1620
ccaggccgtc gcggtgttcc gtattcacca gcaacagcag cgtgcgcgtg aagtggctgc 1680
ggtaaaaacc ccggcagcgc tgtcgtcacc aaaggccgca gtggccgacg gcagcgataa 1740
ttgggaaaca ttttaa 1756

```

<210> SEQ ID NO 5

<211> LENGTH: 6177

<212> TYPE: DNA

<213> ORGANISM: Artificial Sequence

<220> FEATURE:

<223> OTHER INFORMATION: Synthetic- plasmid pK4947: suicide vector for construction of tsr deletion-insertion mutation

<400> SEQUENCE: 5

```

gatccttttt aaccatcac atatacctgc cgttcactat tatttagtga aatgagatat 60
tatgatattt tctgaattgt gattaaaaag gcaactttat gcccatgcaa cagaaactat 120
aaaaataca gagaatgaaa agaaacagat agatttttta gttctttagg cccgtagtct 180
gcaaatcctt ttatgatatt ctatcaaaaa aaagaggaaa atagaccagt tgcaatccaa 240
acgagagtct aatagaatga ggtcgaaaaa taaatcgcgc gggtttgta ctgataaagc 300
aggcaagacc taaaatgtgt aaagggcaaa gtgtatactt tggcgtcacc cttacatat 360
tttaggtctt tttttattgt gcgtaactaa cttgccatct tcaaacagga gggtggaag 420
aagcagaccg ctaaacagct acataaaaaa ggagacatga acgatgaaca tcaaaaagt 480
tgcaaaaaca gcaacagtat taacctttac taccgcactg ctggcaggag gcgcaactca 540
agcgtttgcy aaagaaacga accaaaagcc atataaggaa acatacggca tttcccatat 600
tacacgccat gatatgtctg aaatccctga acagcaaaaa aatgaaaaat atcaagttcc 660
tgagttcgat tcgtccacaa ttaaaaaat ctcttctgca aaaggcctgg acgtttggga 720
cagctggcca ttacaaaacg ctgacggcac tgtcgcaaac tatcacggct accacatcgt 780
ctttgcatta gccggagatc ctaaaaatgc ggatgacaca tcgatttaca tgttctatca 840
aaaagtccgc gaaacttcta ttgacagctg gaaaaacgct ggcgcgctct ttaaagacag 900
cgacaaatc gatgcaaatg attctatcct aaaagaccaa acacaagaat ggtcaggttc 960
agccacattt acatctgacg gaaaaatccg tttattctac actgatttct ccggtaaaaa 1020
ttacggcaaa caaacctgca caactgcaca agttaacgta tcagcatcag acagctcttt 1080
gaacatcaac ggtgtgagag attataaatc aatctttgac ggtgacggaa aaacgtatca 1140
aaatgtacag cagttcatcg atgaaggcaa ctacagctca ggcgacaacc atacgctgag 1200
agatcctcac taogtagaag ataaaggcca caaatactta gtatttgaag caaacactgg 1260
aactgaagat ggctaccaag gcgaagaatc tttatttaac aaagcatact atggcaaaag 1320
cacatcattc ttocgtcaag aaagtcaaaa acttctgcaa agcgataaaa aacgcacggc 1380
tgagttagca aocggcctc tcggtatgat tgagctaac gatgattaca cactgaaaaa 1440

```

-continued

agtgatgaaa	cgctgattg	catctaacac	agtaacagat	gaaattgaac	gcgcgaacgt	1500
ctttaaagt	aacggcaaat	ggtatctgtt	cactgactcc	cgcgatcaa	aatgacgat	1560
tgacggcatt	acgtetaacg	atatttacct	gcttggttat	gtttetaatt	ctttaactgg	1620
cccatacaag	cgctgaaca	aaactggcct	tgtgttaaaa	atggatcttg	atcctaacga	1680
tgtaaccttt	acttactcac	acttcgctgt	acctcaagcg	aaaggaaaca	atgtcgtgat	1740
tacaagctat	atgacaaaca	gaggattcta	cgcagacaaa	caatcaacgt	ttgcgcccag	1800
cttcctgctg	aacatcaaa	gcaagaaaac	atctgttgtc	aaagacagca	tccttgaaca	1860
aggacaatta	acagttaaca	aataaaaacg	caaaagaaaa	tgccgatatac	ctattggcat	1920
tttcttttat	ttottatcaa	cataaagggtg	aatcccatat	gaactatata	aaagcaggca	1980
aatggctaac	cgtattccta	accttttgaa	ttcgatcgct	agtttgtttt	gactccatcc	2040
attagggctt	ctaaaacgcc	ttctaaggcc	atgtcagccg	ttaagtgttc	ctgtgtcaact	2100
gaaaattgct	ttgagaggct	ctaagggtt	ctcagtgctg	tacatccctg	gcttgttgtc	2160
cacaaccgtt	aaaccttaaa	agctttaaaa	gccttatata	ttcttttttt	tcttataaaa	2220
cttaaaacct	tagaggctat	ttaagttgct	gatttatatt	aattttattg	ttcaaacatg	2280
agagcttagt	acgtgaaaca	tgagagctta	gtacgttagc	catgagagct	tagtacgtta	2340
gccatgaggg	tttagttcgt	taaacatgag	agcttagtac	gttaaacatg	agagcttagt	2400
acgtgaaaca	tgagagctta	gtacgtacta	tcaacaggtt	gaactgctgg	atcgatcctt	2460
tttgtccggt	gttgggttga	aggtgaagcc	ggtcggggcc	gcagcggggg	ccggcttttc	2520
agccttgccc	ccctgcttcg	gcgcgcgtgg	ctccggcgtc	ttgggtgccg	gcgcgggttc	2580
cgcagccttg	gcttcgcttg	cgggcacatc	ggcgggcttg	gccttgatgt	gcgcctggc	2640
gtgcgagcgg	aagctctcgt	aggagaactt	gaccttcccc	gtttccccga	tgtgtcccca	2700
aatggtgacg	agcgcatagc	cggaacgctaa	cgccgcctcg	acatccgcc	tcaccgccag	2760
gaacgcaacc	gcagcctcat	cacgccggcg	cttcttgccc	gcgcgggatt	caaccactc	2820
ggccagctcg	tcgggttagc	tctttggcat	cgtctctcgc	ctgtccctc	agttcagtaa	2880
tttctcgc	ttgctgttt	ccagtcggta	gatattccac	aaaacagcag	ggaagcagcg	2940
cttttccgct	gcataaacct	gcttcggggt	cattatagcg	attttttcgg	tatatccatc	3000
ctttttcgca	cgataacag	gattttgcca	aagggttcgt	gtagacttcc	cttgggtgat	3060
ccaacggcgt	cagccgggca	ggatagggtga	agtaggcca	cccgcgagcg	ggtgttcctt	3120
cttcaactgc	ccttattcgc	acctggcgggt	gctcaacggg	aatcctgctc	tgcgaggtcg	3180
gccggctacc	gcgcgcgtaa	cagatgaggg	caagcggatg	gctgatgaaa	ccaagccaac	3240
caggaagggc	agcccaccta	tcaagggtga	ctgccttcca	gacgaacgaa	gagcgattga	3300
ggaaaaggcg	gcggcggccg	gcatgagcct	gtcggcctac	ctgctggccg	tcggccaggg	3360
ctacaaaatc	acgggcgctg	tggaactatga	gcacgtccgc	gagctggccc	gcatcaatgg	3420
cgacctgggc	gcctggggcg	gcctgctgaa	actctggctc	accgacgacc	cgcgacggc	3480
gcggttcggt	gatgccacga	tcctcgcct	gctggcgaag	atcgaagaga	agcaggacga	3540
gcttggaag	gtcatgatgg	gcgtggtccg	cccaggggca	gagccatgac	tttttagcc	3600
gctaaaaacg	ccgggggggtg	cgcgtgattg	ccaagcacgt	ccccatgcgc	tccatcaaga	3660
agagcgactt	cgcgagctg	gtgaagtaca	tcaccgacga	gcaaggcaag	accgagcgcc	3720

-continued

tgggtcacgt	gcgctcacg	aactgcgagg	caaacaccct	gcccgtgtc	atggccgagg	3780
tgatggcgac	ccagcacggc	aacaccogtt	ccgaggccga	caagacctat	cacctgctgg	3840
ttagcttccg	cgcgggagag	aagcccgcag	cgagacggt	gcgctcgatt	gaggaccgca	3900
tctgcgctgg	gcttggcttc	gccgagcatc	agcgcgtcag	tgccgtgcat	cacgacaccg	3960
acaacctgca	catccatata	gccatcaaca	agattcacc	gaccgaaac	accatccatg	4020
agccgtatcg	ggcctaccgc	gcccctcgctg	acctctgcgc	gacgctcgaa	cgggactacg	4080
ggcttgagcg	tgacaatcac	gaaacgcggc	agcgcgtttc	cgagaaccgc	gcgaacgaca	4140
tggagcggca	cgcgggcgctg	gaaagcctgg	tcggctggat	cgggccceta	atacctgtga	4200
cggaagatca	cttcgcagaa	taataaatac	ctgggtgtcc	tgttgatacc	gggaagccct	4260
gggccaactt	ttggcgaaaa	tgagacgttg	atcggcacgt	aagaggttcc	aactttcacc	4320
ataatgaaat	aagatcacta	ccggcgctat	tttttgagtt	atcgagattt	tcaggagcta	4380
aggaagctaa	aatggagaaa	aaaatcactg	gatataccac	cgttgatata	tcccaatggc	4440
atcgtaaaga	acattttgag	gcatttcaag	cagttgctca	atgtacctat	aaccagaccg	4500
ttcagctgga	tattacggcc	tttttaaaga	ccgtaaagaa	aaataagcac	aagttttatc	4560
cggcctttat	tcacattctt	gcccgcctga	tgaatgctca	tccggaattc	cgtatggcaa	4620
tgaaagacgg	tgagctgggt	atatgggata	gtgttcaccc	ttgttacacc	gttttccatg	4680
agcaaactga	aogttttca	tcgctctgga	gtgaatacca	cgacgatctc	cggcagtttc	4740
tacacatata	ttcgcaagat	gtggcggttt	acggtgaaaa	cctggcctat	ttccctaaag	4800
ggtttattga	gaatatgttt	ttcgtctcag	ccaatccctg	ggtgagtttc	accagttttg	4860
atttaaacgt	ggccaatatg	gacaacttct	tcgccccctg	tttcaccatg	ggcaaatatt	4920
atagcaagg	cgacaagggt	ctgatccgc	tggcgattca	ggttcacat	gcccgtctgtg	4980
atggcttcca	tgctcgcgca	atgcttaatg	aattacaaca	gtactcgcat	gagtggcagg	5040
gccccggcga	atttttttaa	ggcagttatt	ggtgccctta	aacgcctggt	gctacgcctg	5100
aataagtgat	agggcccgat	cccagcttc	ttctagaggt	accgacttgt	cgttattgat	5160
aaccgccggc	gtcgcgcgcg	tcgggtcgag	tttcatgacc	ttctgggcga	tgtacaggct	5220
gtagtagcgg	taagccacca	gatagacgga	aacggaagcg	accacgatcc	acagggcgct	5280
cacgtgttca	ccccgcagta	gggcaacgac	cgagaggcag	aaagcaccga	tgattccgag	5340
aatcaccag	ggtatgtgct	tgaatatctt	ttcgtatcc	atagtaaac	ctggttgtaa	5400
gtttaattat	cagccgaagc	tgggtggaca	ttgagttcgt	gtttgaggag	gtagattgac	5460
tgctatgctg	agaggatctt	gccagatcat	cgcgcgcgta	aagttaggta	aatcagtgag	5520
tggttgatg	gcggtttaag	cggtcggacg	taccggtaag	cggtttcgcg	gaggagggcg	5580
tgggtatatt	tatgtgatat	tctgaaatga	gctgttgaca	attaatcatc	cggtcgtat	5640
aatgtgtaga	tgctgtagca	cctgttacga	cgaaccacac	aggaaacaga	ccatgttaaa	5700
gogaattaaa	attgttacc	gcttactgct	ggtattggcg	ctatttgccc	ttttacaact	5760
gacatccggc	gggctgtct	tcaactcgct	gaagaatgac	aaagaaaact	tcaccgtatt	5820
gcaactatt	cgctcagcgc	agctcgcct	gaatgcaacc	tgggtggagc	tggtgcaaac	5880
gcgtaatacc	ctgaatcgcg	cggtgatccg	ctggatgatg	gaccagagca	atattggcag	5940
cggcgcaact	gtcgtgaaac	tgatgcaggg	ggcgaccaat	acgctgaagc	tgaccgaaaa	6000

-continued

aaactgggag cagtatgagg cgttaccgcg cgatccacgt cagagtgaag cggctttcct 6060
tgagatcaaa cgaacctatg atatctacca cggcgcggtt gggagetta ttcagcttct 6120
tggcgcgggt aagattaacg agttgtcgca tgcgatatcg agctctccc ggaattc 6177

<210> SEQ ID NO 6
<211> LENGTH: 6176
<212> TYPE: DNA
<213> ORGANISM: Artificial Sequence
<220> FEATURE:
<223> OTHER INFORMATION: Synthetic- plasmid pK4948: suicide vector for
construction of trg deletion mutation

<400> SEQUENCE: 6
gatccttttt aacctcac atatacctgc cgttactat tatttagtga aatgagatat 60
tatgatattt tctgaattgt gattaaaaag gcaactttat gcccatgcaa cagaaactat 120
aaaaaataca gagaatgaaa agaaacagat agatttttta gttctttagg cccgtagtct 180
gcaaatcctt ttatgatatt ctatcaaaaca aaagaggaaa atagaccagt tgcaatccaa 240
acgagagtct aatagaatga ggtcgaaaag taaatcgcg cgggttggtta ctgataaagc 300
aggcaagacc taaatgtgt aaagggcaaa gtgtatactt tggcgtcacc cttacatat 360
tttaggtcct tttttattgt gcgtaactaa cttgccatct tcaaacagga gggctggaag 420
aagcagaccg ctaacacagt acataaaaaa ggagacatga acgatgaaca tcaaaaagt 480
tgcaaaaaaa gcaacagtat taacctttac taccgcactg ctggcaggag gcgcaactca 540
agcgtttgcg aaagaaacga accaaaagcc atataaggaa acatacggca tttcccatat 600
tacacgccat gatatgtgc aaatccctga acagcaaaaa aatgaaaaat atcaagttcc 660
tgagttcgat tcgtccacaa ttaaaaaat ctcttctgca aaaggcctgg acgtttggga 720
cagctggcca ttacaaaacg ctgacggcac tgtcgcaaac tatcaccgct accacatcgt 780
ctttgcatta gcggagatc ctaaaaatgc ggatgacaca tcgatttaca tgttctatca 840
aaaagtcggc gaaacttcta ttgacagctg gaaaaacgct ggcgcgctct ttaagacag 900
cgacaaattc gatgcaaatg attctatcct aaaagaccaa acacaagaat ggtcaggttc 960
agccacattt acatctgacg gaaaaatccg tttattctac actgatttct cggtaaaaa 1020
ttacggcaaa caaacactga caactgcaca agttaacgta tcagcatcag acagctcttt 1080
gaacatcaac ggtgtgaggg attataaatc aatctttgac ggtgacggaa aaacgtatca 1140
aatgtacag cagttcatcg atgaaggcaa ctacagctca ggcgacaacc atacgctgag 1200
agatcctcac tacgtagaag ataaaggcca caaatactta gtatttgaag caaacactgg 1260
aactgaagat ggctaccaag gcgaagaatc tttatttaac aaagcatact atggcaaaa 1320
cacatcattc ttccgtcaag aaagtcaaaa acttctgcaa agcgataaaa aacgcacggc 1380
tgagttagca aacggcgctc tcggtatgat tgagctaaac gatgattaca cactgaaaa 1440
agtgatgaaa ccgctgattg catctaacac agtaacagat gaaattgaac gcgcaaacgt 1500
ctttaaagt aacggcaaat ggtatctggt cactgactcc cgcggatcaa aatgacgat 1560
tgacggcatt acgtctaacg atatttacct gcttggttat gtttctaatt ctttaactgg 1620
cccatacaag ccgctgaaca aaactggcct tgtgttaaaa atggatcttg atcctaacga 1680
tgtaaccttt acttactcac acttcgctgt acctcaagcg aaaggaaaca atgctcgtgat 1740

-continued

tacaagctat atgacaaaaca gaggatttcta cgcagacaaa caatcaacgt ttgcgcccag	1800
cttcctgctg aacatcaaag gcaagaaaac atctgttgtc aaagacagca tccttgaaca	1860
aggacaatta acagttaaca aataaaaacg caaaagaaaa tgccgatata ctattggcat	1920
tttcttttat ttcttatcaa cataaagggtg aatcccatat gaactatata aaagcaggca	1980
aatggctaac cgtattccta accttttgaa ttcgatcgct agtttgtttt gactccatcc	2040
attagggctt ctaaaacgoc ttctaaggcc atgtcagccg ttaagtgttc ctgtgtcact	2100
gaaaattgct ttgagaggct ctaagggtt ctcagtgctg tacatccctg gcttgttgtc	2160
cacaaccgtt aaaccttaaa agctttaaaa gccttatata ttcttttttt tcttataaaa	2220
cttaaaacct tagaggctat ttaagttgct gatttatatt aattttattg ttcaaactg	2280
agagcttagt acgtgaaaaca tgagagctta gtacgttagc catgagagct tagtacgtta	2340
gccatgaggg ttagttctgt taaacatgag agcttagtac gttaaacatg agagcttagt	2400
acgtgaaaca tgagagctta gtacgtacta tcaacagggt gaactgctgg atcgatcctt	2460
tttgcctggt gttgggttga aggtgaagcc ggteggggcc gcagcggggg ccggcttttc	2520
agccttgccc cctctgctcg gccgcccgtg ctcggcgctc ttgggtgccc gcgcccgttc	2580
cgacgccttg gctcgcggtg cgggcacatc ggggggcttg gccttgatgt gccgcctgpc	2640
gtgcgagcgg aacgtctctg aggagaactt gaccttcccc gtttcccgea tgtgetcca	2700
aatggtgacg agcgcatagc cggacgctaa cgccgcctcg acatccgccc tcaccgccag	2760
gaacgcaacc gcagcctcat cacgcccggc cttcttggcc gcgcccggatt caaccactc	2820
ggccagctcg tcgggttagc tctttggcat cgtctctcgc ctgtcccctc agttcagtaa	2880
tttctgcat ttgctgttt ccagtcggta gatattccac aaaacagcag ggaagcagcg	2940
cttttccgct gcataacctt gcttcggggt cattatagcg attttttcgg tatatccatc	3000
ctttttcgca cgatatacag gattttgcca aagggttcgt gtagacttcc cttggtgtat	3060
ccaacggcgt cagcccggca ggataggtga agtaggccc cccgcgagcg ggtgttcctt	3120
cttactgctc ccttatcgc acctggcggg gctcaacggg aatcctgctc tgccaggtcg	3180
gccggtacc gccgcccgtaa cagatgaggg caagcggatg gctgatgaaa ccaagccaac	3240
caggaagggc agcccaccta tcaaggtgta ctgccttcca gacgaacgaa gagcgattga	3300
ggaaaaggcg gcggcggcgc gcatgagcct gtcggcctac ctgctggccc tcggccaggg	3360
ctacaaaatc acgggcgctg tggactatga gcaegtcgcg gagctggccc gcatcaatgg	3420
cgacctgggc cgctgggcg gctgtgtgaa actctggctc accgacgacc cgcgcacggc	3480
gcggttcggt gatgccacga tcctcgcctt gctggcgaag atcgaagaga agcaggacga	3540
gcttggcaag gtcgatgatg gcgtgttccg cccgagggca gagccatgac ttttttagcc	3600
gctaaaaacg ccgggggggtg cgcgtgattg ccaagcacgt ccccatgccc tccatcaaga	3660
agagcgactt cggggagctg gtgaagtaca tcaccgacga gcaaggcaag accgagcgcc	3720
tgggtcacgt gcgctcagc aactgaggg caaacacctt gcccgctgct atggccgagg	3780
tgatggcgac ccagcacggc aacacctgtt ccgaggccga caagacctat cacctgctgg	3840
ttagcttccg cgcgggagag aagcccagc cggagacgtt gcgcccgtt gaggaaccga	3900
tctgcctgg gcttggcttc gccgagcctc agcgcgtcag tgccgtgcat cacgacaccg	3960
acaacctgca catccatata gccatcaaca agattcaccg gaccgaaac accatccatg	4020

- continued

agccgtatcg ggcctaccgc gccctcgctg acctctcgcg gacgctcgaa cgggactacg	4080
ggcttgagcg tgacaatcac gaaacgcggc agcgcgtttc cgagaaccgc gcgaacgaca	4140
tggagcggca cgcgggctg gaaagcctgg tcggctggat cgggcccetaa atacctgtga	4200
cggaagatca ctctcgagaa taaataaato ctggtgtccc tgttgatacc gggaagccct	4260
gggccaactt ttggcgaaaa tgagacgttg atcggcacgt aagaggttcc aactttcacc	4320
ataatgaaat aagatcacta ccgggcgat tttttgagtt atcgagattt tcaggagcta	4380
aggaagctaa aatggagaaa aaaatcactg gatataccac cgttgatata tcccaatggc	4440
atcgtaaaga acatthttgag gcatttcagt cagttgctca atgtacctat aaccagaccg	4500
ttcagctgga tattacggcc tttttaaaga ccgtaaagaa aaataagcac aagttttatc	4560
cggcctttat tcacattctt gcccgctga tgaatgctca tccggaattc cgtatggcaa	4620
tgaagacggy tgagctgggt atatgggata gtgttcaccc ttgttacacc gttttccatg	4680
agcaaaactga aacgttttca tcgctctgga gtgaatacca cgacgatttc cggcagtttc	4740
tacacatata ttccgaagat gtggcgtggt acggtgaaaa cctggcctat ttcctaaag	4800
ggtttattga gaatatgttt ttctctcag ccaatccctg ggtgagtttc accagttttg	4860
atttaaacgt ggccaatatg gacaacttct tcgccccctg tttcaccatg ggcaaatatt	4920
atcgcgaagg cgacaagggt ctgatcccgc tggcgattca ggttcacat gccgtctgtg	4980
atggcttcca tgcggcaga atgcttaatg aattacaaca gtaactgcgat gagtggcagg	5040
gccccggcgt atttttttaa ggcagttatt ggtgccctta aacgcctggt gctacgcctg	5100
aataagtgat agggcccgat cccaagcttc ttctagaggt accgacttga cgttattggt	5160
gagcttactg atggcgccgt agatttcagt tttgaatgta tcggcaacgt taacgtgatg	5220
cgagcagcgc tggaaatgtg tcataaaggc tggggcgaaa gcattattat tggcgtagcg	5280
ggggcagggc aggaaatcaa aacccgtccc ttccagctag tgaccggctg cgtctggcgt	5340
ggctccgctt ttggcgccgt gaaagggcgc acgcagctgc cagggatggt cgaagatgcg	5400
atgaacggta aaatccgttt agatcctttt attactcacc gctgcccgt ggagcagatt	5460
aacgatgctt ttgaaatgat gcatcagggg aaatccatcc gtaactgttat ccactttggc	5520
gataactgat tcactcgcca gcggttttcc cgttggcgtt tttctgaatt ttctggaatg	5580
aatgttgtga aaatgtgatt ctgaaatgag ctgttgacaa ttaatcatcc ggctcgtata	5640
atgtgtagat gcgtaggcac ctgttacgac gaaccacaca ggaaacagac ctaagcgtcg	5700
cgccagcggg ctatttttagc cgcgggcccgc tttattctcc gacagccgct atcacagcgg	5760
catcgattta cggatcgcgc caatcagcat ttgcgccccg gttgagagcg ggatatcaac	5820
tcgcgtaaga atacctatcg gctcgcgccg gctctggggtc ggcacgggta atgagaccag	5880
cgctgcctgg cgaagatctt cttaaacgcg gccagagggg acgaaccaga cgtaatcgta	5940
atctacggtc agttgtctg ataacgatgc ggatageggt tcgatcacat cggcagggcat	6000
tttacacccc ttgcttttga acagggcttc cgcattctg cgcggtaacc tgctttttgg	6060
cgagacgact accggccatt ccataacccg gctgagcgtg atcgtctctc gtaacagggg	6120
atgaccgggg cgtaccacta attgtcgcgt gcgatatcga gctctcccgg gaattc	6176

<210> SEQ ID NO 7

<211> LENGTH: 6648

<212> TYPE: DNA

-continued

```

<213> ORGANISM: Artificial Sequence
<220> FEATURE:
<223> OTHER INFORMATION: Synthetic- plasmid pK5079: lysis vector
        expressing human TRAIL

<400> SEQUENCE: 7

agatctagcc cgctaata ga ggggctttt ttttaattcg caattccccg atgcataatg    60
tgcctgtcaa atggacgaag cagggtattct gcaaaccccta tgctactccg tcaagccgtc    120
aattgtctga ttogttacca attatgacaa cttgacggct acatcattca ctttttcttc    180
acaaccggca cggaaactcg tcgggctggc cccgggtgcat tttttaaata cccgcgagaa    240
atagagttga tcgtcaaaac caacattgcg accgacggtg gcgataggca tccgggtggt    300
gctcaaaaagc agcttcgctt ggctgatacg ttggctcctcg cggcagctta agacgctaat    360
ccctaactgc tggcgggaaa gatgtgacag acgacgacggc gacaagcaaa catgctgtgc    420
gacgctggcg atatacaaat tgctgtctgc caggtgatcg ctgatgtact gacaagcctc    480
gegtaccoga ttatccatcg gtggatggag cgactcgta atcgcttcca tgcgcgcgag    540
taacaattgc tcaagcagat ttatcgocag cagctccgaa tagcgcctt ccccttgccc    600
ggcgtaaatg atttgcccac acaggtcgct gaaatgcggc tgggtgcgctt catccgggcg    660
aaagaacccc gtattggcaa atattgacgg ccagttaagc cattcatgcc agtaggcgcg    720
cggacgaaag taaaccctat ggtgatacca ttcgcgagcc tccggatgac gaccgtagtg    780
atgaatctct cctggcggga acagcaaaa atcaccgggt cggcaaaaca attctcgtcc    840
ctgatttttc accaccctat gaccgcgaat ggtgagattg agaataatac ctttcattcc    900
cagcggctcg tcgataaaaa aatcgagata accgttggcc tcaatcgcg ttaaaccgcc    960
caccagatgg gcattaaaag agtatcccg cagcagggga tcattttgcg cttcagccat    1020
acttttcata ctcccgcct tcagagaaga aaccaattgt ccatattgca tcagacattg    1080
cgtcactgct gctctttact ggctcttctc gctaaccaaa cgggtaaccc cgcttataa    1140
aagcattctg taacaaagcg ggaccaaagc catgacaaaa acgcgtaaca aaagtgtcta    1200
taatcacggc agaaaagtc acattgatta tttgcacggc gtcacacatt gctatgccat    1260
agcattttta tccataagat tagcggatcc tacctgacgc tttttatcgc aactctctac    1320
tgtttctcca taccggtttt tttgggctag cgaattctga gaacaaacta aatggataaa    1380
tttcgtgttc aggggccaac gaagctccag ggcgaagtca caatttccgg cgctaaaaat    1440
gtgctctgct ctatcctttt tgccgcaacta ctggcgggaa aaccggtaga gatccagaac    1500
gtcccgaaac tgaaagcgt cgatacatca atgaagctgc taagccagct ggggtgcgaaa    1560
gtagaacgta atggttctgt gcatattgat gcccgcgacg ttaatgtatt ctgcgcacct    1620
tacgatctgg ttaaaaccat gcgtgcttct atctgggccc tggggccgct ggtagcgcgc    1680
tttggtcagg ggcaagtttc actacctggc ggttgtaaga tcggtgccgc tccggttgat    1740
ctacacattt ctggcctcga acaattaggc gcgaccatca aactggaaga aggttacggt    1800
aaagcttcgc tcgatggctg tttgaaaggt gcacatatcg tgatggataa agtcagcgtt    1860
ggcgcaacgg tgaccatcat gtgtgctgca accctggcgg aaggcaccac gattattgaa    1920
aacgcagcgc gtgaaccgga aatcgctgat accgcaact tctgtattac gctgggtgcg    1980
aaaattagcg gtcagggcac cgatcgtatc gtcacgaag gttggaacg ttttagcggc    2040
ggtgtctatc gcgttctgcc ggatcgtatc gaaaccggta ctttctcgtt ggcggcggcg    2100

```

-continued

atttctcgcg gcaaaattat ctgccgtaac gcgcagccag atactctcga cgccgtgctg	2160
gcgaaactgc gtgacgctgg agcggacatc gaagtcggcg aagactggat tagcctggat	2220
atgcatggca aacgtccgaa ggctgttaac gtacgtaccg cgccgcatcc ggcaattccc	2280
accgatatgc aggccagtt cacgctgttg aacctggtgg cagaaggac cgggtttatc	2340
accgaaacgg tctttgaaaa ccgctttatg catgtgccag agctgagccg tatgggcccg	2400
cacgccgaaa tcgaaagcaa taccgttatt tgtcacgggt ttgaaaaact ttctggcga	2460
caggttatgg caaccgatct gcgtgcatca gcaagcctgg tgctggctgg ctgtattgcg	2520
gaagggacga cggtggttga tcgtatttat cacatcgatc gtggetacga acgcattgaa	2580
gacaaactgc gcgctttagg tgcaaatatt gagcgtgtga aaggcgaata agaattcagg	2640
aaaaaaaaacgc tgtgaaaaat gttggtttta tcggctggcg cggaatggtc ggctctgttc	2700
tcatgcaacg catggttagag gagcgcgatt tcgacgctat tcgccctgtt ttcttttcta	2760
cctcccagtt tggacaggcg gcgcccacct tcggcgacac ctccaccggc acgctacagg	2820
acgcttttga tctggatgcg ctaaaagcgc tcgatatcat cgtgacctgc cagggcggcg	2880
attataccaa cgaaatttat ccaaagctgc gcgaaagcgg atggcaggggt tactggattg	2940
atgcggcttc tacgctgcgc atgaaagatg atgccattat tattctcgac ccggtcaacc	3000
aggacgtgat taccgacggc ctgaacaatg gcgtgaagac ctttgtgggc ggttaactgta	3060
ccgtagcct gatgttgatg tcgctgggcg gtctctttgc ccataatctc gttgactggg	3120
tatccgctgc gacctatcag gccgcctccg gcggcggcgc gcgccatag cgcgactgt	3180
taaccagat gggtcagttg tatggccatg tcgccgatga actggcgacg ccgtcttccg	3240
caattcttga tattgaacgc aaagtacgg cattgacctg cagcggcgag ctgccggttg	3300
ataactttgg cgtaccgctg gcgggaagcc tgatcccctg gatcgacaaa cagctcgata	3360
acggccagag ccgcaagagc tggaaaggcc aggcggaac caacaagatt ctcaactctg	3420
cctctgtgat tccggttgat ggtttgtgtg tgcgcgtcgg cgcgctgcgc tgtcacagcc	3480
aggcgttcac catcaagctg aaaaaagagg tatccattcc gacggtgga gaactgctgg	3540
cggcacataa tccgtgggag aaagtgggtc cgaacgatcg tgatatcact atgcgcgaat	3600
taacccccgc ggcggtgacc ggcacgttga ctacgcgggt tggctgctg cgtaagctga	3660
acatggggcc agagttcttg tcggcgttta ccgtaggcga ccagttgtta tggggcggcg	3720
cagagccgct gcgtcgaatg ctgcgccagt tggcgtagtc tagctgcacg ataccgtcga	3780
cttgtacata gactcgctcc gaaattaaag aacacttaaa ttatctacta aaggaatctt	3840
tagtcaagtt tatttaagat gacttaacta tgaatacaca attgatgggt gagcgtagga	3900
gcctgcttat gcgaaaggcc atcctgacgg atggcctttt tggatcttcc ggaagacctt	3960
ccattctgaa atgagctgtt gacaattaat catccgctc gtataatgtg tggaaattgtg	4020
agcggataac aatttcacac aggaaacaga ccatggctat gatggaggtc caggggggac	4080
ccagcctggg acagacctgc gtgctgatcg tgatcttcac agtgetcctg cagtctctct	4140
gtgtggctgt aacttacgtg tactttacca acgagctgaa gcagatgcag gacaagtact	4200
ccaaaagtgg cattgcttgt ttcttaaaag aagatgacag ttattgggac cccaatgacg	4260
aagagagtat gaacagcccc tgcgtgcaag tcaagtggca actccgctag ctcgttgaa	4320
agatgatttt gagaacctct gaggaaacca tttctacagt tcaagaaaag caacaaaata	4380

-continued

tttctcccct	agtgagagaa	agaggctctc	agagagtagc	agctcacata	actgggacca	4440
gaggaagaag	caacacattg	tcttctccaa	actccaagaa	tgaaaaggct	ctgggcccga	4500
aaataaaact	ctgggaatca	tcaaggagtg	ggcattcatt	cctgagcaac	ttgcacttga	4560
ggaatggtga	actggtcatc	catgaaaaag	ggttttacta	catctattcc	caaacatact	4620
ttcgatttca	ggaggaaata	aaagaaaaca	caaagaacga	caacaaaatg	gtccaatata	4680
tttacaata	cacaagttat	cctgacccta	tattggtgat	gaaaagtgct	agaaatagtt	4740
gttggcttaa	agatgcagaa	tatggactct	attccatcta	tcaaggggga	atatttgagc	4800
ttaagaaaa	tgacagaatt	tttgtttctg	taacaaatga	gcaactgata	gacatggacc	4860
atgaagccag	tttttctcgg	gcctttttag	ttggctgacc	cggggatccg	tcgacctgca	4920
gccaagctcc	caagcttggc	tgttttggcg	gatgagagaa	gattttcagc	ctgatacaga	4980
ttaaatacaga	acgcagaagc	ggtctgataa	aacagaattt	gcctggcggc	agtagcgcgg	5040
tggtcccacc	tgaccccatg	ccgaactcag	aagtgaaaacg	ccgtagcgcc	gatggttagt	5100
tggggtctcc	ccatgcgaga	gtagggaaact	gccaggcatc	aaataaaacg	aaaggctcag	5160
tcgaaagact	gggcctttcg	ttttatctgt	tgtttgctcg	tgaacgctct	cctgagtagg	5220
acaaatccgc	cgggagcggg	ttgaaactgt	gcgaagcaac	ggcccggagg	gtggcgggca	5280
ggagcctccg	cataaacctg	caggcatcaa	attaagcaga	aggccatcct	gacggatggc	5340
ctttttcgt	ttotacaaac	tcttttgttt	atttttctaa	atacattcaa	atatgtatcc	5400
gctcatgaga	caataacctt	gataaatgct	tcaataatgg	aagatcttcc	aacatcacag	5460
gtaaacagaa	acgtcgggtc	gatcgggaaa	ttctttccc	gacggcgcgg	ggttgggcaa	5520
gcccagcggc	cgctcagtct	tttagcgggt	gtcggggcgc	agccatgacc	cagtcacgta	5580
gcgatagcgg	agtgataact	ggcttaacta	tgccgcatca	gagcagattg	tactgagagt	5640
gcaccatag	cgggtgtgaa	taccgcacag	atgctgaagg	agaaaaatcc	gcatcaggcg	5700
ctcttccgct	tcctcgtctc	ctgactcgct	gcgctcggtc	gttcggctgc	ggcagcgggt	5760
atcagctcac	tcaaaggcgg	taatacgggt	atccacagaa	tcaggggata	acgcaggaaa	5820
gaacatgtga	gcaaaaaggc	agcaaaaagg	caggaaccgt	aaaaaggcgg	cgttgctggc	5880
gtttttccat	aggctccgcc	cccctgacga	gcatcacaaa	aatcgacgct	caagtcagag	5940
gtggcgaaac	ccgacaggac	tataaagata	ccaggcgttt	ccccctgaa	gctccctcgt	6000
gcctctctct	gttccgacct	tgccgcttac	eggataactg	tccgccttcc	tccctcgggg	6060
aagcgtggcg	ctttctcata	gctcacgctg	taggtatctc	agttcgggtg	aggtcgttcg	6120
ctccaagctg	ggctgtgtgc	acgaaccccc	cgttcagccc	gaccgctcgg	ccttatccgg	6180
taactatcgt	cttgagtcca	accggtaag	acacgactta	tcgccactgg	cagcagccac	6240
tggtaacagg	attagcagag	cgaggtatgt	aggcgggtct	acagagttct	tgaagtgggt	6300
gcctaactac	ggctacacta	gaaggacagt	atttggtatc	tgctctctgc	tgaagccagt	6360
taccttcgga	aaaagagttg	gtagctcttg	atccggcaaa	caaaccaccg	ctggtagcgg	6420
tggttttttt	gtttgcaagc	agcagattac	gcgcagaaaa	aaaggatctc	aagaagatcc	6480
tttgatcttt	tctacggggt	ctgacgctca	gtggaacgaa	aactcacggt	aagggttttt	6540
ggctcatgaga	ttatcaaaaa	ggatcttcc	ctagatcctt	ttaaattaaa	aatgaagttt	6600
taaatcaatc	taaagtatat	atgagtaaac	ttggtctgac	agtctaga		6648

-continued

<210> SEQ ID NO 8
<211> LENGTH: 32
<212> TYPE: DNA
<213> ORGANISM: Artificial Sequence
<220> FEATURE:
<223> OTHER INFORMATION: Synthetic- C-Nco I TRAIL 3681 5' primer for
construction of pK5079 plasmid

<400> SEQUENCE: 8

gacgtcccat ggctatgatg gaggtccagg gg 32

<210> SEQ ID NO 9
<211> LENGTH: 33
<212> TYPE: DNA
<213> ORGANISM: Artificial Sequence
<220> FEATURE:
<223> OTHER INFORMATION: Synthetic- C-Xma I TRAIL 3681 3' primer for
construction of pK5079 plasmid

<400> SEQUENCE: 9

ctgcagcccg ggctagccaa ctaaaaaggc ccc 33

<210> SEQ ID NO 10
<211> LENGTH: 27
<212> TYPE: DNA
<213> ORGANISM: Artificial Sequence
<220> FEATURE:
<223> OTHER INFORMATION: Synthetic- tar/cheM Primer 1 for construction
of pK4946 plasmid

<400> SEQUENCE: 10

catcgccaat acaccggcct ttataaa 27

<210> SEQ ID NO 11
<211> LENGTH: 75
<212> TYPE: DNA
<213> ORGANISM: Artificial Sequence
<220> FEATURE:
<223> OTHER INFORMATION: Synthetic- tar/cheM Primer 2 for construction
of pK4946 plasmid

<400> SEQUENCE: 11

ctacacatta tacgagccgg atgattaatt gtcaacagct catttcagaa tcgcgggcga 60

tgaagaggca ctctc 75

<210> SEQ ID NO 12
<211> LENGTH: 87
<212> TYPE: DNA
<213> ORGANISM: Artificial Sequence
<220> FEATURE:
<223> OTHER INFORMATION: Synthetic- tar/cheM Primer 3 for construction
of pK4946 plasmid

<400> SEQUENCE: 12

ggctcgtata atgtgtagat gcgtaggcac ctgttacgac gaaccacaca ggaaacagac 60

catgtttaac cgtatccgcg ttgtcac 87

<210> SEQ ID NO 13
<211> LENGTH: 27
<212> TYPE: DNA
<213> ORGANISM: Artificial Sequence
<220> FEATURE:

-continued

<223> OTHER INFORMATION: Synthetic- tar/cheM Primer 4 for construction of pK4946 plasmid

<400> SEQUENCE: 13

gaagtaggca tccatattgc cattgtc 27

<210> SEQ ID NO 14
<211> LENGTH: 27
<212> TYPE: DNA
<213> ORGANISM: Artificial Sequence
<220> FEATURE:
<223> OTHER INFORMATION: Synthetic- tsr Primer 1 for construction of pK4947 plasmid

<400> SEQUENCE: 14

gtcgttattg ataaccgccc gcgtcgc 27

<210> SEQ ID NO 15
<211> LENGTH: 77
<212> TYPE: DNA
<213> ORGANISM: Artificial Sequence
<220> FEATURE:
<223> OTHER INFORMATION: Synthetic- tsr Primer 2 for construction of pK4947 plasmid

<400> SEQUENCE: 15

ctacacatta tacgagccgg atgattaatt gtcaacagct catttcagaa tatcacataa 60
aatagcccac gcctctc 77

<210> SEQ ID NO 16
<211> LENGTH: 88
<212> TYPE: DNA
<213> ORGANISM: Artificial Sequence
<220> FEATURE:
<223> OTHER INFORMATION: Synthetic- tsr Primer 3 for construction of pK4947 plasmid

<400> SEQUENCE: 16

ggctcgtata atgtgtagat gcgtaggcac ctgttaacgac gaaccacaca ggaacacagac 60
catgttaaag cgaattaaaa ttgttacc 88

<210> SEQ ID NO 17
<211> LENGTH: 27
<212> TYPE: DNA
<213> ORGANISM: Artificial Sequence
<220> FEATURE:
<223> OTHER INFORMATION: Synthetic- tsr Primer 4 for construction of pK4947 plasmid

<400> SEQUENCE: 17

ctcgtaate ttaccgccc caagaag 27

<210> SEQ ID NO 18
<211> LENGTH: 27
<212> TYPE: DNA
<213> ORGANISM: Artificial Sequence
<220> FEATURE:
<223> OTHER INFORMATION: Synthetic- D-Trg Up 5' primer for construction of pK4948 plasmid

<400> SEQUENCE: 18

gacgttattg ttgagcttac tgatggc 27

-continued

<210> SEQ ID NO 19
<211> LENGTH: 38
<212> TYPE: DNA
<213> ORGANISM: Artificial Sequence
<220> FEATURE:
<223> OTHER INFORMATION: Synthetic- D-Trg Up 3' primer for construction
of pK4948 plasmid

<400> SEQUENCE: 19

gctggcgcga cgcttacaca ttttcacaac attcattc 38

<210> SEQ ID NO 20
<211> LENGTH: 27
<212> TYPE: DNA
<213> ORGANISM: Artificial Sequence
<220> FEATURE:
<223> OTHER INFORMATION: Synthetic- D-Trg Down 5' primer for
construction of pK4948 plasmid

<400> SEQUENCE: 20

taagcgtcgc gccagcgggc tatttta 27

<210> SEQ ID NO 21
<211> LENGTH: 27
<212> TYPE: DNA
<213> ORGANISM: Artificial Sequence
<220> FEATURE:
<223> OTHER INFORMATION: Synthetic- D-Trg Down 3' primer for
construction of pK4948 plasmid

<400> SEQUENCE: 21

ttagtgttac gccccggtca tcccctg 27

<210> SEQ ID NO 22
<211> LENGTH: 22
<212> TYPE: DNA
<213> ORGANISM: Artificial Sequence
<220> FEATURE:
<223> OTHER INFORMATION: Synthetic- Tar plus Flag Primer 1 for
construction of pK4949 plasmid

<400> SEQUENCE: 22

cgggagagca ggggcgcggt tt 22

<210> SEQ ID NO 23
<211> LENGTH: 42
<212> TYPE: DNA
<213> ORGANISM: Artificial Sequence
<220> FEATURE:
<223> OTHER INFORMATION: Synthetic- Tar plus Flag Primer 2 for
construction of pK4949 plasmid

<400> SEQUENCE: 23

tcgtcatcgt ctttataatc gaaggtttcc cagttcgcac ca 42

<210> SEQ ID NO 24
<211> LENGTH: 47
<212> TYPE: DNA
<213> ORGANISM: Artificial Sequence
<220> FEATURE:
<223> OTHER INFORMATION: Synthetic- Tar plus Flag Primer 3 for
construction of pK4949 plasmid

<400> SEQUENCE: 24

-continued

gattataaag acgatgacga taagtgatcg acgtgcgctg teggtta 47

<210> SEQ ID NO 25
<211> LENGTH: 23
<212> TYPE: DNA
<213> ORGANISM: Artificial Sequence
<220> FEATURE:
<223> OTHER INFORMATION: Synthetic- Tsr plus c-Myc Primer 1 for
construction of pK4950 plasmid

<400> SEQUENCE: 25

cgcgcgacagg cgagcagggg cgc 23

<210> SEQ ID NO 26
<211> LENGTH: 42
<212> TYPE: DNA
<213> ORGANISM: Artificial Sequence
<220> FEATURE:
<223> OTHER INFORMATION: Synthetic- Tsr plus c-Myc Primer 2 for
construction of pK4950 plasmid

<400> SEQUENCE: 26

cttcggagat cagtttctgt tcaaatgttt cccaattatc gc 42

<210> SEQ ID NO 27
<211> LENGTH: 52
<212> TYPE: DNA
<213> ORGANISM: Artificial Sequence
<220> FEATURE:
<223> OTHER INFORMATION: Synthetic- Tsr plus c-Myc Primer 3 for
construction of pK4950 plasmid

<400> SEQUENCE: 27

gaacagaaac tgatctccga agaggatctg taagggcgta gtggtgaaca gt 52

<210> SEQ ID NO 28
<211> LENGTH: 23
<212> TYPE: DNA
<213> ORGANISM: Artificial Sequence
<220> FEATURE:
<223> OTHER INFORMATION: Synthetic- Tsr plus c-Myc Primer 4 for
construction of pK4950 plasmid

<400> SEQUENCE: 28

gattttgcag agcacgcctt gcg 23

<210> SEQ ID NO 29
<211> LENGTH: 39
<212> TYPE: DNA
<213> ORGANISM: Artificial Sequence
<220> FEATURE:
<223> OTHER INFORMATION: Synthetic- sseL Primer 1 for construction of
pK4951 plasmid

<400> SEQUENCE: 29

cccaagcttg ctgcggcatt gccggtacgt atggattta 39

<210> SEQ ID NO 30
<211> LENGTH: 49
<212> TYPE: DNA
<213> ORGANISM: Artificial Sequence
<220> FEATURE:
<223> OTHER INFORMATION: Synthetic- sseL Primer 2 for construction of
pK4951 plasmid

-continued

<400> SEQUENCE: 30
gggataggct ctaagtactc accactcttc tgtatataag ctgtgaaat 49

<210> SEQ ID NO 31
<211> LENGTH: 48
<212> TYPE: DNA
<213> ORGANISM: Artificial Sequence
<220> FEATURE:
<223> OTHER INFORMATION: Synthetic- sseL Primer 3 for construction of pK4951 plasmid

<400> SEQUENCE: 31
tttcacagct tatatacaga agagtgggta gtacttagag cctatccc 48

<210> SEQ ID NO 32
<211> LENGTH: 33
<212> TYPE: DNA
<213> ORGANISM: Artificial Sequence
<220> FEATURE:
<223> OTHER INFORMATION: Synthetic- sseL Primer 4 for construction of pK4951 plasmid

<400> SEQUENCE: 32
cggggaattcg gggagaatcg acaactatat ggc 33

<210> SEQ ID NO 33
<211> LENGTH: 33
<212> TYPE: DNA
<213> ORGANISM: Artificial Sequence
<220> FEATURE:
<223> OTHER INFORMATION: Synthetic- spvD Primer 1 for construction of pK4952 plasmid

<400> SEQUENCE: 33
cccaagcttc tcagggcaaa ttgcccgtg aca 33

<210> SEQ ID NO 34
<211> LENGTH: 48
<212> TYPE: DNA
<213> ORGANISM: Artificial Sequence
<220> FEATURE:
<223> OTHER INFORMATION: Synthetic- spvD Primer 2 for construction of pK4952 plasmid

<400> SEQUENCE: 34
taaaatgaat atttaaaaaa gttaagttac actacctcaa taaaatgc 48

<210> SEQ ID NO 35
<211> LENGTH: 48
<212> TYPE: DNA
<213> ORGANISM: Artificial Sequence
<220> FEATURE:
<223> OTHER INFORMATION: Synthetic- spvD Primer 3 for construction of pK4952 plasmid

<400> SEQUENCE: 35
gcattttatt gaggtagtgt aacttaactt ttttaaatat tcatttta 48

<210> SEQ ID NO 36
<211> LENGTH: 33
<212> TYPE: DNA
<213> ORGANISM: Artificial Sequence
<220> FEATURE:
<223> OTHER INFORMATION: Synthetic- spvD Primer 4 for construction of

-continued

pK4952 plasmid

<400> SEQUENCE: 36

cccaagcttg ctgtacacaa aacggactgc acc 33

<210> SEQ ID NO 37
 <211> LENGTH: 33
 <212> TYPE: DNA
 <213> ORGANISM: Artificial Sequence
 <220> FEATURE:
 <223> OTHER INFORMATION: Synthetic- ssrAB Primer 1 for construction of
 pK4953 plasmid

<400> SEQUENCE: 37

cggaattcg ctactacttg tggataata acc 33

<210> SEQ ID NO 38
 <211> LENGTH: 48
 <212> TYPE: DNA
 <213> ORGANISM: Artificial Sequence
 <220> FEATURE:
 <223> OTHER INFORMATION: Synthetic- ssrAB Primer 2 for construction of
 pK4953 plasmid

<400> SEQUENCE: 38

cttaatacca tcggacgccc ctggaatgct tccctccagt tgctgtt 48

<210> SEQ ID NO 39
 <211> LENGTH: 48
 <212> TYPE: DNA
 <213> ORGANISM: Artificial Sequence
 <220> FEATURE:
 <223> OTHER INFORMATION: Synthetic- ssrAB Primer 3 for construction of
 pK4953 plasmid

<400> SEQUENCE: 39

aacaggcaac tggaggaag cattccaggg gcgtccgatg gtattaag 48

<210> SEQ ID NO 40
 <211> LENGTH: 33
 <212> TYPE: DNA
 <213> ORGANISM: Artificial Sequence
 <220> FEATURE:
 <223> OTHER INFORMATION: Synthetic- ssrAB Primer 4 for construction of
 pK4953 plasmid

<400> SEQUENCE: 40

cggaattct gatccgagag attccatccg cta 33

<210> SEQ ID NO 41
 <211> LENGTH: 6645
 <212> TYPE: DNA
 <213> ORGANISM: Artificial Sequence
 <220> FEATURE:
 <223> OTHER INFORMATION: Synthetic- plasmid pK4951: suicide vector for
 construction of sseL deletion mutation

<400> SEQUENCE: 41

cgctttccg agaaccgcg gaacgacatg gagcggcacg cgggcgtgga aagcctggtc 60

ggctggatcg gcacgatgcg tccggcgtag aggatctgaa gatccagcag ttcaacctgt 120

tgatagtacg tactaagctc tcatgtttca cgtactaage tctcatgttt aacgtactaa 180

gctctcatgt ttaacgaact aaacctcat ggctaacgta ctaagctctc atggctaacg 240

-continued

tactaagctc	tcattgttca	cgtaactaagc	tctcatgttt	gaacaataaa	attaatataa	300
atcagcaact	taaatagcct	ctaaggTTTT	aagTTTTata	agaaaaaaaa	gaatatataa	360
ggctTTTaaa	gctTTTaaag	TTTaaCGgtt	gtggacaaca	agccagggat	gtaacgcact	420
gagaagccct	tagagcctct	caaagcaatt	ttcagtgaca	caggaacact	taacggctga	480
catgggaatt	ctgacTcttt	Ttaaccatc	acataTacct	gCcgTtcact	attatttagt	540
gaaatgagat	attatgatat	TTTTctgaatt	gtgattaaaa	aggcaacttt	atgcccattg	600
aacagaaact	ataaaaaata	cagagaatga	aaagaaacag	atagattttt	tagttcttta	660
ggcccgtagt	ctgcaaatcc	TTTTatgatt	Ttctatcaaa	caaaagagga	aaatagacca	720
gttgcaatcc	aaacgagagt	ctaatagaat	gaggtcgaaa	agtaaatcgc	gCgggtttgt	780
tactgataaa	gcaggcaaga	cctaaaaatgt	gtaaagggca	aagtgtatac	TTTggcgTca	840
ccccttcat	atTTtaggtc	TTTTtttatt	gtgcgtaact	aacttgccat	cttcaaacag	900
gagggtgga	agaagcagac	cgtaaacaca	gtacataaaa	aaggagacat	gaacgatgaa	960
catcaaaaag	TTTgaaaaac	aagcaaacagt	attaaccttt	actaccgcac	Tgctggcagg	1020
aggcgcaact	caagcgtttg	cgaaagaaac	gaacccaaaag	ccatataagg	aaacatacgg	1080
catttcccat	attacacgcc	atgatatgct	gcaaatccct	gaacagcaaa	aaatgaaaa	1140
atatcaagtt	cctgagttcg	attcgtccac	aattaaaaat	atctcttctg	caaaaggcct	1200
ggacgtttgg	gacagctggc	cattacaaaa	cgctgacggc	actgtcgcaa	actatcacgg	1260
ctaccacatc	gtctttgcat	tagccggaga	tcctaaaaat	gcggatgaca	catcgattta	1320
catgttctat	caaaaagtgc	gcgaaacttc	tattgacagc	Tggaaaaacg	ctggcgcgct	1380
ctttaagac	agcgacaaa	tcgatgcaaa	Tgattctatc	ctaaaagacc	aaacacaaga	1440
atggtcaggt	tcagccacat	Ttacatctga	cggaaaaate	cgtttattct	actgattt	1500
ctccggtaaa	cattacggca	aaacaacact	gacaactgca	caagttaacg	tatcagcatc	1560
agacagctct	Ttgaacatca	acgggttaga	ggattataaa	tcaatctttg	acggtgacgg	1620
aaaaacgtat	caaaatgtac	agcagttcat	cgatgaaggc	aactacagct	caggcgacaa	1680
ccatacgtctg	agagatcctc	actacgtaga	agataaaggc	cacaaatact	tagtatttga	1740
agcaaacact	ggaactgaag	atggctacca	aggcgaagaa	tctttattta	acaaagcata	1800
ctatggcaaa	agcacatcat	tcttccgtca	agaaagtcaa	aaacttctgc	aaagcgataa	1860
aaaaacgcag	gctgagttag	caaacggcgc	tctcggtatg	attgagctaa	acgatgatta	1920
cacactgaaa	aaagtgatga	aaccgctgat	Tgcatctaac	acagtaacag	atgaaattga	1980
acgcgcgaac	gtctttaaaa	Tgaacggcaa	atggtatctg	Ttcaactgact	cccgcggatc	2040
aaaaatgacg	attgacggca	TtaCgtctaa	cgatatttac	atgcttggtt	atgtttctaa	2100
TtcttTaaact	ggcccataca	agccgctgaa	caaaactggc	cttgtgttaa	aaatggatct	2160
Tgatcctaac	gatgtaacct	Ttacttactc	acacttcgct	gtacctcaag	cgaaggaaaa	2220
caatgctgtg	attacaagct	atatgacaaa	cagaggatc	Tacgcagaca	aaacaatcaac	2280
gtttgcgcc	agotctctgc	Tgaacatcaa	aggcaagaaa	acatctgttg	Tcaaagacag	2340
catcctttaa	caaggacaat	Taacagttaa	caataaaaa	cGcaaaagaa	aatgcccata	2400
Tcctattggc	atTTctttt	atTTcttTatc	aacataaagg	Tgaatcccat	atgaaactata	2460
Taaaagcagg	caaatggcta	accgtattcc	Taaccttttg	gTaatgactc	caattattga	2520

-continued

tagtgttta	tgttcagata	atgcccgatg	actttgtcat	gcagctccac	cgatthttgag	2580
aacgacagcg	acttccgtcc	cagccgtgcc	aggtgctgcc	tcagattcag	gttatgccgc	2640
tcaattcgct	gcgtatatcg	cttgcgtgatt	acgtgcagct	ttcccttcag	gcgggattca	2700
tacagcggcc	agccatccgt	catccatc	accacgtcaa	agggtgacag	caggetcata	2760
agacgcccc	gcgtcgccat	agtgcgttca	ccgaatacgt	gcgcaacaac	cgctctccgg	2820
agactgtcat	acgcgtaaaa	cagccagcgc	tggcgcgatt	tagccccgac	atagccccac	2880
tgttcgtcca	tttccgcgca	gacgatgacg	tcactgcccg	gctgtatgcg	cgaggttacc	2940
gactgcggcc	tgagtthttt	aagtgcgta	aatcgtggt	gaggccaacg	cccataatgc	3000
gggtggtgc	ccggcatcca	acgccattca	tggccatc	aatgatttc	tggtgcgtac	3060
cgggttgaga	agcgggtgaa	gtgaactgca	tgaattcccg	ggagagctcg	atcgcgatg	3120
cggtacctct	agaagaagct	tgctgcggca	ttgccgttac	gtatggattt	aaaaagggaa	3180
actatccgac	atcacagtc	atcggcgcgc	cgctggtccg	ccagattgaa	gagagcggcg	3240
ccgacattgt	cgtaaccgat	tgtgaaacct	gtaagtggca	aattgagatg	tctacaagca	3300
aacgctcgca	acaccccatt	acgctactgg	cccaggcgc	cggttaagta	aaaagcgcgc	3360
gagccccctcc	ggcgcatta	ccctactcac	caggacgat	ttccatcag	acatataccc	3420
ttcatacttc	aagttgctta	tgtgtggct	acggattatt	ttgggtataa	acgcggatgt	3480
ctctttgcaa	taacctgccc	tatttggtta	accatgaccg	ctaaccacg	gtggcatgac	3540
agataacgac	gttactgttt	atagagcaat	atctcttgta	tcgacgcgtt	accagccacc	3600
tttaagagg	gggataactg	aatatcccca	ataataattg	agtgttatgt	gaataataag	3660
aaaatcaggt	ctatgcctga	tttaatatat	ccccgcctaa	taataatatt	tttacaata	3720
attatacatt	acatcatatt	cgtaacttcc	acttaccagg	aaacagagca	aatgaatat	3780
atgtgtaaat	tcactttacc	gattgagcat	accgcaattt	cacagcttat	atacagaaga	3840
gtggtgagta	cttagagcct	atcccattag	gctcttatcc	tgaatgatg	ctctgcgaag	3900
aatttataag	tatataaggg	tggaaggcc	aggccttccc	actaaaagt	ctatgccgtc	3960
aatgattcaa	ccacgtctat	ccagccatgc	tcgctggtaa	tgctctcgcc	attaagccaa	4020
cggcgcagca	tatttagcgc	catcacgcga	caaacctcct	gacgtattgc	cagactatac	4080
cgataggcgc	taaaaacgat	gcgtaaggca	tacgtgccat	ccggcatttt	tctcaataac	4140
tacgttttgc	cggtcttact	gactgaacag	atttaaacat	cgccaacctg	ctgtccagcg	4200
cctcgggtga	gagcatcgta	tctaccccga	ccgcgacaaa	attcgcgccc	cacgccagac	4260
atthctgcgc	cattgcgcga	tcgaccgcca	aaaaaccgc	cgcttttccg	gcggcgcgaa	4320
tacgataaat	acacgcttca	atgattcgct	gcacttccgg	gtgtccggca	ttatcggggt	4380
aacccaatga	agcagagaga	tctgccggac	cgataaagac	gccatcaatg	ccttcaacct	4440
ccagaatcgc	gtcaagggtt	tccagcgcga	ctttgcttcc	aacctgcacc	aacaggcaga	4500
gcgactcatt	ggcctgtgcc	atatagttgt	cgattctccc	cgaattccgg	atgagcattc	4560
atcaggcggg	caagaatgtg	aataaaggcc	ggataaaact	tgtgcttatt	tttctttacg	4620
gtctttaaaa	aggccgtaat	atccagctga	acggctctggt	tataggtaca	ttgagcaact	4680
gactgaaatg	cctcaaaatg	ttctttacga	tgccattggg	atataatcaac	ggtggtatat	4740
ccagtgattt	ttttctccat	tttagcttcc	ttagctctcg	aaaatctcga	taactcaaaa	4800

-continued

```

aatacgcgccg gtagtgatct tatttcatta tggtgaaagt tggaaacctct tacgtgccga 4860
tcaacgtctc attttcgcca aaagttggcc cagggcttcc cggatcaac agggacacca 4920
ggatttattt attctgcaaa gtgatcttcc gtcacaggta ttagggcccg atcctttttg 4980
tccggtgttg ggttgaaggt gaagccggtc ggggcccgag cgggggccgg cttttcagcc 5040
ttgccccctt gcttcggcgc ccgtggctcc ggcgtcttgg gtgcccggcg gggttccgca 5100
gecttgacct gcggtgcggg cacatcggcg ggcttggcct tgatgtgccc cctggcgtgc 5160
gagcggaaacg tctcgtagga gaacttgacc ttccccgttt cccgcatgtg ctcccaaatg 5220
gtgacgagcg catagccgga cgetaacgcc gcctcgacat ccgcccacac cggcaggaac 5280
gcaaccgcag cctcatcacg ccggcgcttc ttggccgcgc gggattcaac cactcggcc 5340
agctcgtcgg tgatgctctt tggcatcgtc tctcgctgt cccctcagtt cagtaatttc 5400
ctgcatttgc ctgtttccag tcggtagata ttccacaaaa cagcaggaa gcagcgttt 5460
tccgtcgcac aacctgctt cggggtcatt atagcgattt ttctgggata tccatccttt 5520
ttcgcacgat atacaggatt ttgcaaaagg gttcgtgtag actttccttg gtgatccaa 5580
cggcgtcagc cgggcaggat aggtgaagta ggcccaccgc cgagcgggtg ttcttcttc 5640
actgtccctt attcgcacct ggcggtgctc aacgggaatc ctgctctgcg aggctggccg 5700
gctaccgccg gcgtaacaga tgaggcaag cggatggctg atgaaacca gccaacagg 5760
aagggcagcc caoctatcaa ggtgactgct cttccagacg aacgaagagc gattgaggaa 5820
aagggcggcg cggccggcat gacctgtcgc gcctacctgc tggccgtcgg ccagggtac 5880
aaaatcacgg gcgtcgtgga ctatgagcac gtccgcgagc tggcccgcac caatggcgac 5940
ctgggcccgc tgggcccgtc gctgaaactc tggctcaccg acgaccgcgc cagggcggcg 6000
ttcggtgatg ccacgatcct ccgctgctg gcgaagatcg aagagaagca ggacgagctt 6060
ggcaaggtea tgatgggctg ggtccgcccg agggcagagc catgactttt ttagccgcta 6120
aaacggcccg ggggtgcgcg tgattgcaa gcacgtcccc atgcgctcca tcaagaagag 6180
cgacttcgcg gagctggtga agtacatcac cgacgagcaa ggcaagaccg agcgcctggg 6240
tcacgtgcgc gtcacgaact gcgaggcaaa caccctgccc gctgtcatgg ccgaggtgat 6300
ggcgaccagc caccgcaaca cccgttccga ggccgacaag acctatcacc tgctggtag 6360
cttccgcgcg ggagagaagc ccgacgggga gacgttgcgc gcgattgagg accgcatctg 6420
cgctgggctt ggcttcggcg agcatcagcg cgtcagtgcc gtgcatcacg acaccgacaa 6480
cctgcacatc catatcgcca tcaacaagat tcaccgacc cgaaacacca tccatgagcc 6540
gtatcgggcc taaccgccc tcgctgacct ctgcgagcg ctcgaacggg actacgggct 6600
tgagcgtgac aatcacgaaa ccgggcagcg cgtttccgag aaccg 6645

```

<210> SEQ ID NO 42

<211> LENGTH: 7165

<212> TYPE: DNA

<213> ORGANISM: Artificial Sequence

<220> FEATURE:

<223> OTHER INFORMATION: Synthetic- plasmid pK4952: suicide vector for construction of spvD deletion mutation

<400> SEQUENCE: 42

```

cgcgtttccg agaaccgcgc gaacgacatg gagcggcagc cgggcgtgga aagcctggtc 60

```

-continued

ggctggatcg	gcacgatcg	tccggcgtag	aggatctgaa	gatccagcag	ttcaacctgt	120
tgatagtacg	tactaagctc	tcatgtttca	cgtactaagc	tctcatgttt	aacgtactaa	180
gctctcatgt	ttaacgaact	aaacctcat	ggtaacgta	ctaagctctc	atggctaacg	240
tactaagctc	tcatgtttca	cgtactaagc	tctcatgttt	gaacaataaa	attaatataa	300
atcagcaact	taaatagcct	ctaaggtttt	aagttttata	agaaaaaaaa	gaatatataa	360
ggcttttaaa	gcttttaagg	tttaacggtt	gtggacaaca	agccagggat	gtaacgcact	420
gagaagcctt	tagagcctct	caaagcaatt	ttcagtgaca	caggaacact	taacggctga	480
catgggaatt	ctgacacctt	ttaacccatc	acatatacct	gccgttcact	attatttagt	540
gaaatgagat	attatgatat	tttctgaatt	gtgattaaaa	aggcaacttt	atgcccatgc	600
aacagaaact	ataaaaaata	cagagaaatga	aaagaaacag	atagattttt	tagttcttta	660
ggcccgtagt	ctgcaaatcc	ttttatgatt	ttctatcaaa	caaaagagga	aaatagacca	720
gttgcaatcc	aaacgagagt	ctaatagaat	gaggtcgaag	agtaaatcgc	gctgggtttgt	780
tactgataaa	gcaggcaaga	cctaaaaatgt	gtaaagggca	aagtgtatac	tttggcgta	840
ccccttacat	attttaggtc	tttttttatt	gtgcgtaact	aacttgccat	cttcaaacag	900
gagggctgga	agaagcagac	cgtaaacaca	gtacataaaa	aaggagacat	gaacgatgaa	960
catcaaaaag	tttgcaaaa	aagcaacagt	attaaccttt	actaccgcac	tgctggcagg	1020
agggcgaact	caagcgtttg	cgaaagaaac	gaacccaaa	ccatataagg	aaacatacgg	1080
catttcccat	attacacgcc	atgatatgct	gcaaatccct	gaacagcaaa	aaaatgaaaa	1140
atatcaagtt	cctgagttcg	attcgtccac	aattaaaaat	atctctctcg	caaaaggcct	1200
ggcgttttg	gacagctggc	cattacaaaa	cgctgacggc	actgtcgcaa	actatcacgg	1260
ctaccacatc	gtctttgcat	tagccggaga	tcctaaaaat	gcggatgaca	catcgattta	1320
catgttctat	caaaaagctg	gcgaaacttc	tattgacagc	tggaaaaacg	ctggcgcgct	1380
ctttaagac	agcgacaaat	tcgatgcaaa	tgattctatc	ctaaaagacc	aaacacaaga	1440
atggctcaggt	tcagccacat	ttacatctga	cggaaaaate	cgtttattct	acactgattt	1500
ctccggtaaa	cattacggca	aacaaacact	gacaactgca	caagttaacg	tatcagcatc	1560
agacagctct	ttgaacatca	acgggtgtaga	ggattataaa	tcaatctttg	acgggtgacgg	1620
aaaaacgtat	caaaatgtac	agcagttcat	cgatgaaggc	aactacagct	cagggcagaaa	1680
ccatcagctg	agagatcctc	actacgtaga	agataaaggc	cacaaatact	tagtatttga	1740
agcaaacact	ggaactgaag	atggctacca	aggcgaagaa	tctttattta	acaaagcata	1800
ctatggcaaa	agcacatcat	tcttccgtca	agaaagtcaa	aaacttctgc	aaagcgataa	1860
aaaacgcagc	gctgagttag	caaacggcgc	tctcggatg	attgagctaa	acgatgatta	1920
cacactgaaa	aaagtgtgat	aaccgctgat	tgcatctaac	acagtaacag	atgaaattga	1980
acgcgcgaac	gtctttaaaa	tgaacggcaa	atggatctctg	ttcaactgact	cccgcggatc	2040
aaaaatgacg	attgacggca	ttacgtctaa	cgatatttac	atgcttggtt	atgtttctaa	2100
ttctttaact	ggccatatac	agccgctgaa	caaaactggc	cttgtgttaa	aaatggatct	2160
tgatcctaac	gatgtaacct	ttacttactc	acactteget	gtacctcaag	cgaaaggaaa	2220
caatgtcgtg	attacaagct	atatgacaaa	cagaggattc	tacgcagaca	aacaatcaac	2280
gtttgcgccc	agcttctctg	tgaacatcaa	aggcaagaaa	acatctgttg	tcaaagacag	2340

-continued

catccttgaa caaggacaat taacagttaa caaataaaaa cgcaaaagaa aatgcccata	2400
tcctattggc attttctttt atttcttato aacataaagg tgaatcccat atgaactata	2460
taaaagcagg caaatggcta accgtattcc taaccttttg gtaatgactc caattattga	2520
tagtgtttta tgttcagata atgcccgatg actttgtcat gcagctccac cgattttgag	2580
aacgacagcg acttccgccc cagccgtgcc aggtgctgcc tcagattcag gttatgccgc	2640
tcaattcgct gcgatatcg cttgctgatt acgtgcagct ttcccttcag gcgggattca	2700
tacagcggcc agccatccgt catccatata accacgtcaa agggtgacag caggctcata	2760
agacgcccc a gcgctgccat agtgcgttca ccgaatacgt gcgcaacaac cgtcttccgg	2820
agactgtcat acgcgtaaaa cagccagcgc tggcgcgatt tagcccccac atagccccac	2880
tgttcgtcca tttccgcgca gacgatgacg tcactgcccg gctgtatgcg cgaggttacc	2940
gactgcggcc tgagtttttt aagtgcgta aaatcgtgtt gaggccaacg cccataatgc	3000
gggctgttgc ccggcatcca acgccattca tggccatata aatgattttc tggtgcgta	3060
cgggttgaga agcggtgtaa gtgaactgca tgaattcccg ggagagctcg atatcgcatg	3120
cggtagctct agaagaagct tctcagggca aatttgccgg tgacaagttc cacatcagtg	3180
tgctcagga tatggtgcca caagcatttc aagcgtgtc cggattgctg ttttcagagg	3240
acagtccggt agataagtg aaagtgaccg atatggagaa ggtcgttcaa caagcccgtg	3300
ttagcctggg cgtcagttc acgttgata taaaaccaga ccaggaaaaa tcgcagtaca	3360
gtgcgtcgtt tctccacaag acacggcaat ttatagagtg tctggaatcc agactatccg	3420
aaaatgggg tatttcagga cagtgtcctg agtcagacgt tcatcctgaa aattggaaat	3480
atctcagtta tcgtaatgaa ctacgaagtg ggcgtgatgg tggcgaaatg cagagacagg	3540
ctttactgga ggaaccgttt tatcgtttga tgacagagta agtatgggtt tggggagcaa	3600
cggaaacagta aacgcccgtta aacagctatt ttaaatgctc attaatttat taatcaataa	3660
attacaaatt ttcattgaag gctccccctt tactgacgaa ttccggcacc gtaaaggaat	3720
aacgctcatg catattgata tgtccgcact gtaatggtga aaattacata agcaagagcg	3780
ttttttgaaa aatattatat ttaatgtttt gtaatatgca ttttattgag gtagtgtaac	3840
ttaacttttt taaatattca ttttatgaat ggtaagttaa tagagagcct tagcaagatc	3900
cgtgtaaac cctcgcocaa tgcggggcgg gatataaggc gaaaagcccg aagggttcta	3960
gggcaggcta tccggcgta ttctgtctga gcacgtatgc tttaagcgtt tctatcgtgg	4020
caccaccggc gctacaggca aagtaagaac gagaccacag cagcccgggt ttgctctgca	4080
tccgcaagtg ggtattctgc tgacggagaa gccgcgacga taccgacttt aaattattta	4140
ccatcacgct gaocccaggt ttagcggat acgctatcag cagatggacg tgatcttgtt	4200
caccatccat ctogataatt tcgcactcca actttgccgc agccgaacca aaagcatcac	4260
gtaactgagc gataatctgc ccgtcaaaaca gcttgacgcg gtattttgtc gtaaagatta	4320
atgcacaacc agcttactta cactatgccg tttacgaaga aagccttcca gtgattcgtg	4380
gtgattactc aattgaattt ttcaactaac atgttaaaat aaatacaata tattaatgag	4440
cgtgaaat gttaaagacc acgaaagat gcataatcc gacaccgaa caggcggagc	4500
accttaacgc ccagttcgtt gcagtcggtt ttgtgtacag caagcttggg atcgggcctt	4560
atcacttatt caggcgtagc aaccaggcgt ttaagggcac caataactgc cttaaaaaaa	4620

-continued

ttacgccccg	ccctgccact	catcgcagta	ctgttgtaat	tcattaagca	ttctgccgac	4680
atggaagcca	tcacagacgg	catgatgaac	ctgaatcgcc	agcggcatca	gcaccttgtc	4740
gccttgcgta	taatatttgc	ccatggtgaa	aacggggggcg	aagaagttgt	ccatattggc	4800
cacgtttaa	tcaaaactgg	tgaactcac	ccagggattg	gctgagacga	aaaacatatt	4860
ctcaataaac	ccttaggga	aataggccag	gttttcaccg	taacacgcca	catcttgcca	4920
atatatgtgt	agaaactgcc	gaaatcgtc	gtggtattca	ctccagagcg	atgaaaactg	4980
ttcagtttgc	tcattgaaaa	cggtgtaaca	agggtgaaca	ctatcccata	tcaccagctc	5040
accgtctttc	attgccatcc	ggaattccgg	atgagcattc	atcaggcggg	caagaatgtg	5100
aataaaggcc	ggataaaact	tgtgcttatt	ttctttacg	gtcttataaa	aggccgtaat	5160
atccagctga	acggtctggt	tataggtaca	ttgagcaact	gactgaaatg	cctcaaaatg	5220
ttctttacga	tgccattggg	atatatcaac	gggtgatat	ccagtgtatt	ttttctccat	5280
tttagcttcc	ttagctcctg	aaaactcga	taactcaaaa	aatacggccg	gtagtgatct	5340
tatttcatta	tgggtgaaat	tggaacctct	tacgtgccga	tcaactgtct	attttcgcca	5400
aaagttggcc	cagggtctcc	cggtatcaac	agggacacca	ggatttattt	attctgcgaa	5460
gtgatcttcc	gtcacaggtg	ttagggcccg	atcctttttg	tccggtgttg	ggttgaaggt	5520
gaagccggtc	ggggcccgag	cgggggccgg	cttttcagcc	ttgccccctt	gcttcggccg	5580
ccgtggctcc	ggcgtcttgg	gtgcccggcg	gggttccgca	gccttggcct	gcggtgcggg	5640
cacatcggcg	ggcttggcct	tgatgtgccc	cctggcgtgc	gagcggaaacg	tctcgtagga	5700
gaacttgacc	ttcccgtttt	cccgcattgt	ctccc aaatg	gtgacgagcg	catagccgga	5760
cgctaaccgc	gcctcgacat	ccgccctcac	cgccaggaac	gcaaccgacg	cctcatcacg	5820
ccggcgcttc	ttggccggcg	gggattcaac	ccactcggcc	agctcgtcgg	tgtagctctt	5880
tggcatcgtc	tctcgcctgt	cccctcagtt	cagtaatttc	ctgcatttgc	ctgtttccag	5940
tccgtagata	ttccacaaaa	cagcagggaa	gcagcgtttt	tccgctgcat	aacctgtctt	6000
cggggtcatt	atagcgtatt	ttcgggtata	tccatccttt	ttcgcaecat	atacaggatt	6060
ttgccaaagg	gttcgtgtag	actttccttg	gtgtatccaa	cggcgtcagc	cgggcaggat	6120
agggtgaagta	ggcccccccg	cgagcgggtg	ttccttcttc	actgtccctt	attcgcacct	6180
ggcgtgtctc	aacgggaatc	ctgctctgcg	aggctggccg	gctaccgccg	gcgtaacaga	6240
tgagggcaag	cggatggctg	atgaaaccaa	gccaaccagg	aagggcagcc	cacctatcaa	6300
ggtgtactgc	cttcagacg	aacgaagagc	gattgaggaa	aaggcggcgg	cgcccggcat	6360
gagcctgtcg	gcctacctgc	tgcccgtcgg	ccagggtctac	aaaatcacgg	gcgtcgtgga	6420
ctatgagcac	gtcccggagc	tgcccgcgat	caatggcgac	ctgggcccgc	tgggcggcct	6480
gctgaaactc	tggtctcaccg	acgaccggcg	cacggcgccg	ttcggtgatg	ccacgatcct	6540
cgccctgctg	gcgaagatcg	aagagaagca	ggacgagcct	ggcaaggtea	tgatggcgct	6600
ggtccgcccg	agggcagagc	catgactttt	ttagccgcta	aaacggcccg	ggggtgcgcg	6660
tgattgccaa	gcacgtcccc	atgocctcca	tcaagaagag	cgacttcgcg	gagctggtga	6720
agtacatcac	cgacgagcaa	ggcaagaccg	agcgcctggg	tcacgtgcgc	gtcacgaaact	6780
gcgaggcaaa	caocctgccc	gctgtcatgg	ccgaggtgat	ggcgaccacg	cacggcaaca	6840
cccgttccga	ggccgacaag	acctatcacc	tgctggttag	cttccggcgg	ggagagaagc	6900

-continued

```

cegacgcgga gacgttgccg gcgattgagg accgcatctg cgctgggctt ggcttcgccc 6960
agcatcagcg cgtcagtgcc gtgcatoacg acaccgacaa cctgcacatc catatcgcca 7020
tcaacaagat tcacccgacc cgaaacacca tccatgagcc gtatcgggcc taccgcgccc 7080
tcgctgacct ctgcgcgacg ctcgaaacgg actacgggct tgagcgtgac aatcacgaaa 7140
cgcggcagcg cgtttccgag aaccg 7165

```

```

<210> SEQ ID NO 43
<211> LENGTH: 7165
<212> TYPE: DNA
<213> ORGANISM: Artificial Sequence
<220> FEATURE:
<223> OTHER INFORMATION: Synthetic- plasmid pK4953: suicide vector for
construction of ssrAB deletion mutation

```

```

<400> SEQUENCE: 43
cgcgtttccg agaaccgcgc gaacgacatg gagcggcacg cgggcgtgga aagcctggtc 60
ggctggatcg gcacgatgcg tccggcgtag aggatctgaa gatccagcag ttcaacctgt 120
tgatagtacg tactaagctc tcatgtttca cgtactaagc tctcatgttt aacgtactaa 180
gctctcatgt ttaacgaact aaaccctcat ggctaacgta ctaagctctc atggctaacg 240
tactaagctc tcatgtttca cgtactaagc tctcatgttt gaacaataaa attaataata 300
atcagcaact taaatagcct ctaaggtttt aagttttata agaaaaaaaa gaatatataa 360
ggcttttaaa gcttttaagg ttaaacggtt gtggacaaca agccagggat gtaacgcact 420
gagaagccct tagagcctct caaagcaatt ttcagtgaca caggaacact taacggctga 480
catgggaatt ctgatccttt ttaaccctc acatatacct gccgttcact attatttagt 540
gaaatgagat attatgatat tttctgaatt gtgattaaaa aggcaacttt atgcccatgc 600
aacagaaact ataaaaaata cagagaatga aaagaaacag atagatTTTT tagttcttta 660
ggcccgtagt ctgcaaatcc ttttatgatt ttctatcaaa caaaagagga aaatagacca 720
gttgcaatcc aaacgagagt ctaatagaat gaggtcgaaa agtaaatcgc gcgggtttgt 780
tactgataaa gcaggcaaga cctaaaaatgt gtaaaaggca aagtgtatac tttggcgtca 840
ccccttacat attttaggtc tttttttatt gtgcgtaact aacttgccat cttcaaacag 900
gagggctgga agaagcagac cgctaacaca gtacataaaa aaggagacat gaacgatgaa 960
catcaaaaag tttgcaaaa aagcaacagt attaaccttt actaccgcac tgctggcagg 1020
aggcgcaact caagcgtttg cgaagaaaac gaacccaaaag ccatataagg aaacatacgg 1080
catttcccat attacagcc atgatatgct gcaaatccct gaacagcaa aaaatgaaaa 1140
atatcaagtt cctgagttcg attcgtccac aattaaaaat atctctctcg caaaaggcct 1200
ggacgtttgg gacagctggc cattacaaaa cgctgacggc actgtcgcaa actatcacgg 1260
ctaccacatc gtctttgcat tagccggaga tcctaaaaat gcggatgaca catcgattta 1320
catgttctat caaaaagctg gcgaaacttc tattgacagc tggaaaaacg ctggcccgct 1380
ctttaaagac agcgacaaa tccgatgcaa tgattctatc ctaaaagacc aaacacaaga 1440
atggtcaggt tcagccocat ttacatctga cggaaaaatc cgtttattct aactgattt 1500
ctccgtaaaa cattacgca aacaaacact gacaactgca caagttaacg taccagcatc 1560
agacagctct ttgaacatca acggtgtaga ggattataaa tcaatctttg acggtgacgg 1620
aaaaacgtat caaaatgtac agcagttcat cgatgaaggg aactacagct caggcgacaa 1680

```


-continued

ccat	acgctg	agag	atcctc	act	acgtaga	agata	aaaggc	caca	aaact	tagt	atttga	1740
agca	aacact	gga	actgaag	atgg	tacca	aggc	gaagaa	tctt	tattta	acaa	agcata	1800
ctat	ggcaaa	agca	catcat	tctt	ccgtca	agaa	agtcaa	aaact	tctgc	aaag	cgataa	1860
aaaa	cgca	gct	gagtag	caaa	cggcgc	tctc	ggtagt	attg	agctaa	acga	tgatta	1920
caca	ctgaaa	aaag	tgatga	aacc	gctgat	tgc	atcta	acag	taacag	atga	aattga	1980
acgc	gcgaac	gtct	ttaaaa	tga	acggcaa	atgg	tatctg	ttc	actgact	ccc	gcggatc	2040
aaaa	atgacg	attg	acggca	ttac	gtctaa	cgat	atttac	atg	cttggt	atg	ttctaa	2100
ttct	ttaact	ggcc	ataca	agcc	gctgaa	caaaa	ctggc	cttg	gttaa	aaat	ggatct	2160
tgat	ccta	acgat	gaacct	ttac	tactc	acac	tctgct	gtac	ctcaag	cgaa	aggaaa	2220
caat	gtcgtg	attaca	agct	atag	acaaa	cagag	gatc	tac	gcagaca	aaca	atcaac	2280
gttg	cgccc	agct	tctgc	tga	acatcaa	aggc	aaagaa	acat	ctgttg	tcaa	agacag	2340
catc	cttgaa	caag	gacaat	taac	agttaa	caata	aaaaa	cgca	aaagaa	aatg	ccgata	2400
tcct	attggc	at	tttcttt	at	tcttctc	aacata	aaagg	tga	atccc	atga	actata	2460
taaa	agcagg	caaat	ggcta	accg	tattcc	taac	cttttg	gta	atgact	caat	tattga	2520
tagt	gtttta	tg	tcagata	atg	cccagatg	act	ttgtcat	gcag	ctccac	cgat	tttgag	2580
aacg	acagcg	act	tccgtcc	cag	ccgtgcc	agg	tgtgcc	tcag	attcag	gtt	atgccgc	2640
tca	attcgt	cg	tatatcg	ctt	gctgatt	acgt	gcagct	ttcc	ctcag	gcgg	gattca	2700
tac	agcggcc	agcc	atccgt	cat	ccatctc	acc	acgtcaa	agg	gtgacag	cagg	ctcata	2760
agac	gccccca	gcgt	cgccat	agt	gcgttca	ccga	atacgt	gcg	caacaac	cg	tctccgg	2820
agac	tgtcat	acgc	gtaaaa	cag	ccagcgc	tgg	cgcgatt	tag	ccccgac	atag	ccccac	2880
tg	tcgtcca	ttt	ccgcga	gac	gatgacg	tc	actgccc	gct	gtatgcg	cg	aggttacc	2940
gac	tgcggcc	tgag	ttttt	aat	tgacgta	aaat	ctgtt	gagg	ccaacg	ccc	ataatgc	3000
ggg	ctgttg	ccg	catcca	acg	ccattca	tgg	ccatctc	aat	gatttc	tg	gtgcgtac	3060
cgg	gtgaga	agc	ggtgtaa	gtg	aaactgca	tga	attccc	ggag	agctcg	at	atcgcatg	3120
cg	tacctct	aga	agaagct	tgg	gatcggg	cc	ctatcact	tatt	cagcg	tag	caaccag	3180
gcg	tttaagg	gc	accaataa	ctg	ccctaaa	aaa	attacgc	ccc	ccctgc	cact	catcgc	3240
agt	actgtt	ta	atcatta	agc	attctgc	cg	acatggaa	gcc	atcacag	acg	gcatgat	3300
ga	acctgaat	cg	ccagcggc	atc	agcacct	tg	tcgccttg	cg	tataat	ttg	cccatgg	3360
tga	aaacggg	ggc	gaagaag	ttg	tccat	tgg	ccacg	ta	atcaaaa	ctg	gtgaaac	3420
tc	ccccagg	attg	gctgag	acg	aaaaaca	tatt	ctcaat	aa	ccctta	ggg	aaatagg	3480
cc	aggtttc	ac	gtaaac	gcc	acatctt	gcg	aatat	gtg	tagaaa	tg	ccggaat	3540
cg	tcgtg	gta	ttcact	ccag	agc	gatgaaa	acgt	ttc	agc	aaa	acggtg	3600
aa	caagggtg	aa	cactatcc	cat	atcacca	gct	caccg	tt	cattg	at	acggaat	3660
cg	tactact	tg	tggtataa	ta	accgtt	acc	atcccc	at	ccgctg	ag	ctgtatag	3720
ca	aatcatg	ga	ogtcggg	tgt	gctgcaa	gc	agtagtgt	ca	cataggca	ag	acaaggct	3780
tag	gtaagct	tt	ccaggtca	tt	taagaaca	aag	aaataga	aa	atgcttct	gag	aaaattt	3840
ctc	ctctggc	agg	atgccca	tca	atagtca	tt	atccagga	tc	gctatta	ctt	cgccc	3900
tg	atctctg	a	at	aatgga	atg	ccctta	aaactg	ccag	catg	aatccc	tcctcagaca	3960

-continued

taaatgggag tttctatcaa attcgtcac aaccacatcc gtaaaaagcc tgattcacat	4020
ttatttcgac tatactcttc ttgtacaata tcaggatgct gtctacatat accttgtcac	4080
aggcgattct atcattcggg ttttccgata aattcacaat tacattttca gcattgacat	4140
aaaaacttac aatttgaaaa attatttatt aaataaactg ttacgatgtt tttacatcgc	4200
catcttatta aaaagtaatt gtatgcatcg actgggttat atatgaagaa atttatcttc	4260
ctaagataa caccatcgat taatctctcg atgaaactat atgtactcgc atagtgatca	4320
agtgccaaag attttgcaac aggcaactgg agggaagcat tccagggcg tccgatggta	4380
ttaagcattg gtcatatatt gatgagcctt acgccacgca gtattgtca tcatcgacia	4440
aatccatacg gatgccctgg tatgcccac catttatcac taccttagtc ttcatttgat	4500
catgatata tagaataccc ttatttaacg ggctttacca tgcgtatc taccggcgaa	4560
tttgccagac tatgcccgat caatgcccgc acgctaaggg catggcagcg acgctatggt	4620
ttattgaaac cgcagcgtac tgatggcgga catcgcttat acagcgatga cgatattcga	4680
caagcgtta gcaattcga ctgggtgaga aaaggcgtac cgataagcca ggtcaaacc	4740
ttactgtcgc gtcgggttat tgcctgggc gataactgga taacgatcca ggagacgatg	4800
cttcaacatc tccacgaagg gcgaattgac gcgctgcggc agttgattha tgactgtggc	4860
cggaatata cccgcgcaga actggtgacc catttattgc gtccggttgcg cagcaaatg	4920
tccgcgcatc tcccgcctg gatgacgctg cgcgaaatac tggatggcat cattattgcc	4980
tacacctctt tttgcttga aggcgacaga aaagcgcctg gcaacaatgc ctttattagc	5040
ggatggaate tctcgatca cgaattccgg atgagcattc atcagggcgg caagaatgtg	5100
aataaaggcc ggataaaact tgtgcttatt tttctttacg gtcttataaa aggccgtaat	5160
atccagctga acggtctgtt tataggtaca ttgagcaact gactgaaatg cctcaaatg	5220
ttctttacga tgccattggg atatatcaac ggtggatat ccagtattt ttttctccat	5280
tttagcttcc ttagctcctg aaaaatcga taactcaaaa aatacggcg gtatgatct	5340
tatttcatta tgggtgaaagt tggaacctct tacgtgccga tcaacgtctc attttcgcca	5400
aaagtggcc cagggcttcc cggtatcaac agggacacca ggatttattt attctgcgaa	5460
gtgatcttcc gtcacaggta ttagggccc atcctttttg tccggtgttg ggttgaaggt	5520
gaagccggtc ggggcccag cgggggcccgt cttttcagcc ttgccccct gettcggccg	5580
cgtggctcc ggcgtcttgg gtgcccggc gggttccgca gccttggcct gcggtgcggg	5640
cacatcggcg gcttggcct tgatgtgcc cctggcgtgc gagcggaacg tctcgtagga	5700
gaacttgacc tcccctgtt cccgatgtg ctcccgaatg gtgacgagcg catagccgga	5760
cgctaacgcc gctcagatc ccgccctcac cgcagggaac gcaaccgag cctcatcacg	5820
cggcgcttc ttggccgcgc gggattcaac ccaactcggc agctcgtcgg ttagctctt	5880
tggcatcgtc tctcgcctg cccctcagtt cagtaatttc ctgcatttgc ctgtttccag	5940
tggtagata ttocaaaaa cagcagggaa gcagcgttt tccgctgeat aaccctgctt	6000
cggggtcatt atagcattt ttcggtata tccatcctt ttcgcacgat atacaggatt	6060
ttgcaaaagg gttcgttag actttcctg gtgtatccaa cggcgtcagc cgggcaggat	6120
aggtgaagta ggcccaccg cgagcgggtg ttccttctt actgtccctt attcgcacct	6180
ggcgtgctc aocgggaatc ctgctctcgc aggctggccg gctaccggcg gcgtaacaga	6240

-continued

```

tgagggcaag cggatggctg atgaaaccaa gccaacaccagg aagggcagcc cacctatcaa 6300
ggtgtactgc cttccagacg aacgaagagc gattgaggaa aagggcggcg cgcccgcat 6360
gagcctgtcg gctacctcgc tggccgctcg ccagggtac aaaatcaccg gcgtcgtgga 6420
ctatgagcac gtcccgagc tggcccgcac caatggcgac ctggggccgc tggcggcct 6480
gctgaaactc tggctcaccg acgaccgcg cacggcgcgg ttcggtgat ccacgatcct 6540
cgccctgctg gcgaagatcg aagagaagca ggacgagcct ggcaaggta tgatggcgt 6600
ggtccgcccg agggcagagc catgactttt ttagccgcta aaacggccgg ggggtgcgcg 6660
tgattgcaa gcacgtcccc atgcgtcca tcaagaagag cgacttcgcg gagctggtga 6720
agtacatcac cgacgagcaa ggcaagaccg agcgcctggg tcacgtgcbc gtcacgaact 6780
gagaggcaaa caccctgccc gctgtcatgg ccgaggtgat ggcgaccag cacggcaaca 6840
cccgttccga ggccgacaag acctatcacc tgctggttag cttccgcccg ggagagaagc 6900
ccgacgcgga gacgttgccc gcgattgagg accgcacatc cgctgggctt ggcttcgccc 6960
agcatcagcg cgtcagtgcc gtgcatcacc acaccgaaa cctgcacatc catatcgcca 7020
tcaacaagat tcaccggacc cgaaacacca tccatgagcc gtatcgggcc taccgccc 7080
tcgctgacct ctgcccagc ctgcaacggg actacgggct tgagcgtgac aatcacgaaa 7140
cgcgccagcg cgtttccgag aaccg 7165

```

```

<210> SEQ ID NO 44
<211> LENGTH: 23
<212> TYPE: DNA
<213> ORGANISM: Artificial Sequence
<220> FEATURE:
<223> OTHER INFORMATION: Synthetic- Tar plus Flag Primer 4 for
construction of pK4949 plasmid

```

```

<400> SEQUENCE: 44

```

```

ccgtggcgcc gacgcgcatg ttc

```

23

1. A genetically modified *Salmonella* bacterium, wherein the bacterium comprises

SEQ ID NO: 7, wherein SEQ ID NO: 7 includes a recombinant gene encoding human TNF-related Apoptosis-inducing Ligand (TRAIL);

the following mutations $\Delta P_{murA}::TT\ araC\ P_{BAD}\ murA\ \Delta\ asd::TT\ araC\ P_{BAD}\ c2\ \Delta(araC\ P_{BAD})::P22\ P_R\ araBAD\ \Delta(wza-wcaM)\ \Delta pmi\ \Delta relA::araC\ P_{BAD}\ lacI\ TT\ \Delta pagP::P_{lpp}\ lpxE\ \Delta endA$; and

one or more of the following mutations: $\Delta P_{tar}::P_{trc\ \Delta lacO}\ tar$, $\Delta P_{tsr}::P_{trc\ \Delta lacO}\ tsr$, and Δtrg .

2. The genetically modified *Salmonella* bacterium of claim 1, wherein the bacterium further comprises a recombinant gene encoding for reduced toxicity of the bacterium in a plurality of non-tumor cells and for toxicity of the bacterium in tumor cells, whereby the modified bacterium is capable of self-eradication in non-tumor cells.

3. The genetically modified *Salmonella* bacterium of claim 1, wherein the bacterium comprises mutations $\Delta P_{tar}::P_{trc\ \Delta lacO}\ tar$, $\Delta P_{tsr}::P_{trc\ \Delta lacO}\ tsr$, and Δtrg .

4. (canceled)

5. The genetically modified *Salmonella* bacterium of claim 1, wherein the bacteria are *S. Typhimurium*.

6. A genetically modified *Salmonella* bacterium, wherein the bacterium comprises SEQ ID NO:7, wherein SEQ ID NO: 7 includes a recombinant gene encoding human TNF-related Apoptosis-inducing Ligand (TRAIL); the following mutations $\Delta P_{murA}::TT\ araC\ P_{BAD}\ murA\ \Delta\ asd::TT\ araC\ P_{BAD}\ c2\ \Delta(araC\ P_{BAD})::P22\ P_R\ araBAD\ \Delta(wza-wcaM)\ \Delta pmi\ \Delta relA::araC\ P_{BAD}\ lacI\ TT\ \Delta pagP::P_{lpp}\ \Delta endA$; one or more of the following mutations: $\Delta P_{tar}::P_{trc\ \Delta lacO}\ tar$, $\Delta P_{tsr}::P_{trc\ \Delta lacO}\ tsr$, and Δtrg ; and one or more of the following mutations: $\Delta sseL$, $\Delta spvD$, and $\Delta ssrAB$.

7. The genetically modified *Salmonella* bacterium of claim 6, wherein the bacterium further comprises a recombinant gene encoding for reduced toxicity of the bacterium in a plurality of non-tumor cells and for toxicity of the bacterium in tumor cells, whereby the modified bacterium is capable of self-eradication in non-tumor cells.

8. The genetically modified *Salmonella* bacterium of claim 6, wherein the bacterium comprises mutations $\Delta sseL$, $\Delta spvD$, and $\Delta ssrAB$.

9. (canceled)

10. The genetically modified *Salmonella* bacterium of claim 6, wherein the bacteria are *S. Typhimurium*.

11. A method of treating cancer in a subject in need thereof comprising administering an effective amount of the

genetically modified *Salmonella* bacterium of claim 1 to the subject, whereby the genetically modified *Salmonella* bacterium treats cancer in the subject.

12. The method of claim 11, wherein administering comprises oral administration or intra-tumoral injection of the genetically modified *Salmonella* bacterium.

13. A method for stimulating tumoricidal activity in a subject comprising administering an effective amount of the genetically modified *Salmonella* bacterium of claim 1 to the subject, whereby the genetically modified *Salmonella* bacterium induces tumoricidal activity in the subject.

14. The method of claim 13, wherein administering comprises oral administration or intra-tumoral injection of the genetically modified *Salmonella* bacterium.

15. The method of claim 13, wherein the subject has cancer.

16. The genetically modified *Salmonella* bacterium of claim 1, wherein the bacterium comprises $\Delta P_{tar}::P_{trc} \Delta lacO$ tar.

17. The genetically modified *Salmonella* bacterium of claim 6, wherein the bacterium comprises $\Delta P_{tar}::P_{trc} \Delta lacO$ tar.

18. A method of treating cancer in a subject in need thereof comprising administering an effective amount of the genetically modified *Salmonella* bacterium of claim 6 to the subject, whereby the genetically modified *Salmonella* bacterium treats cancer in the subject.

19. The method of claim 18, wherein administering comprises oral administration or intra-tumoral injection of the genetically modified *Salmonella* bacterium.

20. A method for stimulating tumoricidal activity in a subject comprising administering an effective amount of the genetically modified *Salmonella* bacterium of claim 6 to the subject, whereby the genetically modified *Salmonella* bacterium induces tumoricidal activity in the subject.

21. The method of claim 20, wherein administering comprises oral administration or intra-tumoral injection of the genetically modified *Salmonella* bacterium.

22. The method of claim 20, wherein the subject has cancer.

* * * * *